

S.K.P. GOVERNMENT DEGREE COLLEGE:: GUNTAKAL

FEEDBACK AND ACTION TAKEN REPORT



1.4.1. QnM

This document contains comments on the institution's academic performance and ambience from a variety of stakeholders, including students, teachers, employers, alumni, etc. This document also includes the report on the assessed feedback and actions done from the academic 2017–18 to 2021–22.

S.No	Content	Page Number
1	Student Feedback Form (Format)	1-3
2	Teacher Feedback on Curriculum Form (Format)	4-5
3	Employers Feedback Form (Format)	6-7
4	Alumni Feedback Form (Format)	8-9
5	Student, Teacher, Employers and Alumni Feedback (2017-2018)	10-22
6	Action Taken Report (2017-2018)	23
7	Student, Teacher, Employers and Alumni Feedback (2018-2019)	24-35
8	Action Taken Report (2018-2019)	36
9	Student, Teacher, Employers and Alumni Feedback (2019-2020)	37-49
10	Action Taken Report (2019-2020)	50
11	Student, Teacher, Employers and Alumni Feedback (2020-2021)	51-63
12	Action Taken Report (2020-2021)	64
13	Student, Teacher, Employers and Alumni Feedback (2021-2022)	65-81
14	Action Taken Report (2021-2022)	82-83



PRINCIPAL
S.K.P. Govt. Degree College
GUNTAKAL, Ananthapuramu Dist.



S.K.P.GOVERNMENT DEGREE COLLEGE :: Guntakal

(Affiliated to Sri Krishnadevaraya University, Anantapur)

Questionnaire for Students Feedback on overall institutional performance for the Academic Year 2021-22

1. Name of the Student :

2. Course / Group/ Semester :

Please “Tick” on one of the following options

1. Overall, educational experience in SKP Govt. College

a) Excellent b) Good c) Average d) Poor

2. Quality of the teaching faculty

a) Excellent b) Good c) Average d) Poor

3. Mentorship Program is Available in the college

a) Excellent b) Good c) Average d) Poor

4. Access to teaching faculty

a) Excellent b) Good c) Average d) Poor

5. Overall Infrastructure of the institution

a) Excellent b) Good c) Average d) Poor

6. Class and laboratory facilities

a) Excellent b) Good c) Average d) Poor

7. Library facility

a) Excellent b) Good c) Average d) Poor

8. Parking facility

a) Excellent b) Good c) Average d) Poor

9. Toilets & Washroom

a) Excellent b) Good c) Average d) Poor

10. Common Rooms

a) Excellent b) Good c) Average d) Poor

11. Training & Placement

a) Excellent b) Good c) Average d) Poor

12. Sport and recreational facilities

a) Excellent b) Good c) Average d) Poor

13. Clubs and student organizations

a) Excellent b) Good c) Average d) Poor

14. Campus safety

a) Excellent b) Good c) Average d) Poor

15. Extracurricular activities

a) Excellent b) Good c) Average d) Poor

16. Canteen facility

a) Excellent b) Good c) Average d) Poor

17. Availably of Computers in the Campus

a) Excellent b) Good c) Average d)Poor

18. Wi-Fi Facility

a) Excellent b) Good c) Average d)Poor

19. Drinking Water Facility

a) Excellent b) Good c) Average d)Poor

20. Usage of ICT Classrooms by teachers

a) Excellent b) Good c) Average d)Poor

21. Any other Comment :

S.K.P. GOVERNMENT DEGREE COLLEGE

Guntakal, Ananthapuram Dist, AP.



Teachers Feedback on Curriculum

- 1. Name of the Faculty :**
- 2. Department:**
- 3. Mobile number :**
- 4. Email:**
- 5. Academic Year / Semester**

Teachers Feedback Form

(Please Tick on one of the following responses)

1. Current syllabus is need based

Agree

Neutral

Disagree

2. Curriculum having current content

Agree

Neutral

Disagree

3. Programmes outcomes of the syllabi is well defined

Agree

Neutral

Disagree

4. Curriculum having good academic flexibility

Agree

Neutral

Disagree

5. It is comfortable to adopt new pedagogical teaching techniques in the stipulated time period as planned for curriculum transaction.

Agree

Neutral

Disagree

6. The College facilitates ICT based teaching

Agree

Neutral

Disagree

7. Internal Assessment is beneficial and enhances learning levels of students

Agree

Neutral

Disagree

Any suggestions (inclusions or replacements in the content of course/(s) to enhance Student's competencies. Suggestions ought to be course specific)

Signature

S.K.P.GOVERNMENT DEGREE COLLEGE

Guntakal , Ananthapuram Dist , AP, India



EMPLOYERS FEEDBACK FORM

- 1. Name of the Organization:**
- 2. Name of the Employer:**
- 3. Position in the Organization**
- 4. Contact number :**
- 5. Email:**

FEEDBACK

***How satisfied are you with the students performance during the placement process
in the following areas***

- 1. Subject Knowledge**

Excellent	Very Good	Good	Average	Poor
-----------	-----------	------	---------	------

- 2. Personality Test/Interview :**

Excellent	Very Good	Good	Average	Poor
-----------	-----------	------	---------	------

- 3. Aptitude of the Student:**

Excellent	Very Good	Good	Average	Poor
-----------	-----------	------	---------	------

4. Performance in Group Discussion:

Excellent	Very Good	Good	Average	Poor
-----------	-----------	------	---------	------

5. Communication Skills:

Excellent	Very Good	Good	Average	Poor
-----------	-----------	------	---------	------

6. Technical Skills (MS office etc):

Excellent	Very Good	Good	Average	Poor
-----------	-----------	------	---------	------

7. Leadership skills and Motivational Levels:

Excellent	Very Good	Good	Average	Poor
-----------	-----------	------	---------	------

8. Confidence Levels:

Excellent	Very Good	Good	Average	Poor
-----------	-----------	------	---------	------

9. Attitude of the Student:

Excellent	Very Good	Good	Average	Poor
-----------	-----------	------	---------	------

10. On overall , How do you rate the students of S.K.P. Government College:

Excellent	Very Good	Good
-----------	-----------	------

SIGNATURE OF THE EMPLOYER

S.K.P. GOVERNMENT DEGREE COLLEGE

Guntakal, Ananthapuram Dist , AP.



ALUMNI FEEDBACK FORM

- 1. Name of the Alumnus :**
- 2. Address:**
- 3. Contact number :**
- 4. Email:**
- 5. Name of the course completed :**
- 6. Year of completion :**
- 7. Present occupation and Designation**

FEEDBACK

(Please Tick on one of the following responses)

1. How do you rate the courses that you have learnt in the college in relation to your current job / occupation ?

Excellent	Very Good	Good	Average	Poor
-----------	-----------	------	---------	------

2. Infrastructure and Lab facilities :

Excellent	Very Good	Good	Average	Poor
-----------	-----------	------	---------	------

3. Faculty:

Excellent

Very Good

Good

Average

Poor

4. Library:

Excellent

Very Good

Good

Average

Poor

5. Office Staff:

Excellent

Very Good

Good

Average

Poor

6. Educational Resources:

Excellent

Very Good

Good

Average

Poor

7. Overall Rating of the College :

Excellent

Very Good

Good

Average

Poor

8. Do you have any grievances with the college

9. Any other suggestions / comments

SIGNATURE

S.K.P.GOVERNMENT DEGREE COLLEGE

Guntakal, Ananthapuram Dist, Andhra Pradesh

(Affiliated to Sri Krishnadevaraya University, Anantapur)

2017-18

Feed Back is collected from 1. Students 2.Alumni 3. Teachers 4. Employers . The feed back forms are designed by IQAC , After due permission from the Principal , feedback is collected from stake holders yearly once in February month. The feedback collected is analyzed and submitted to The Principal and Staff Council for necessary action . The feedback , analysis and ATR are placed in college web site.

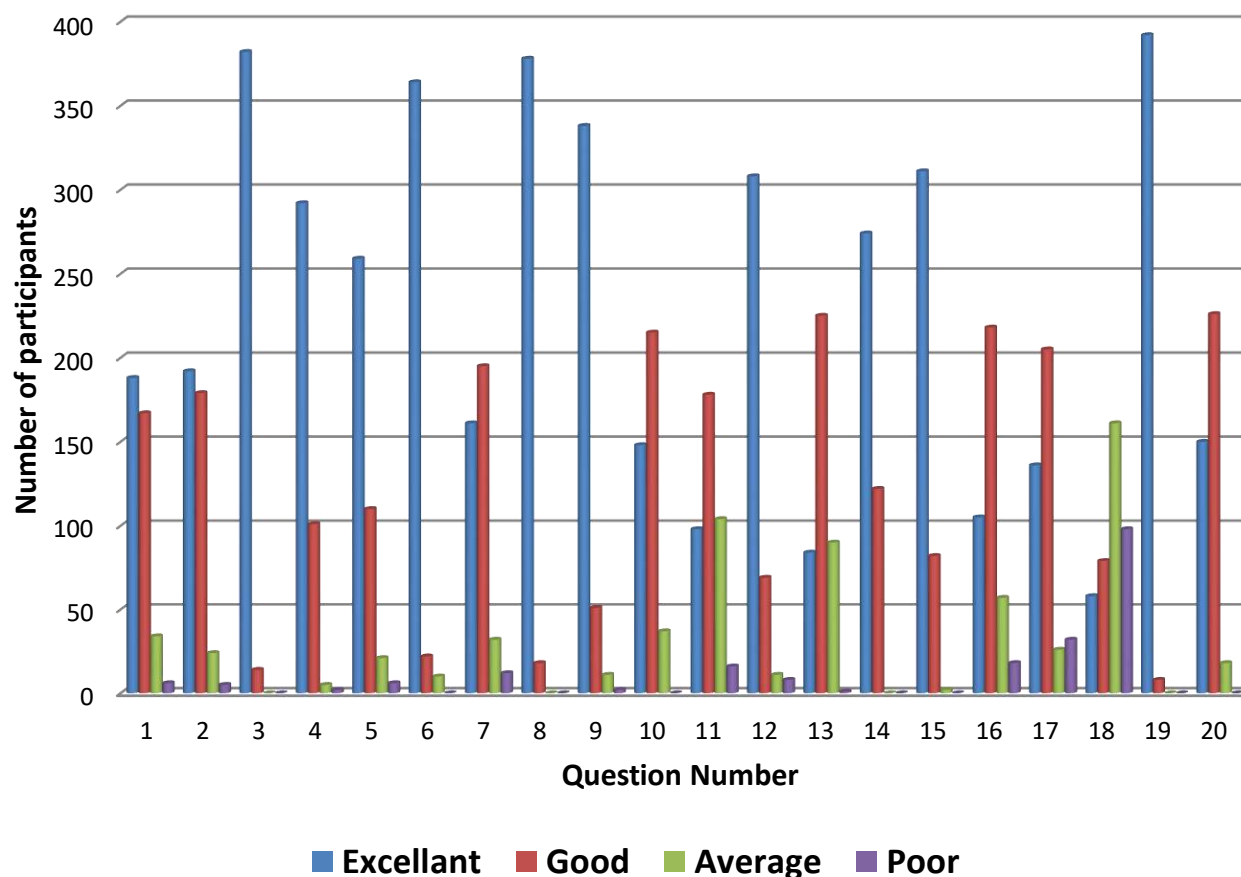
STUDENTS FEED BACK

I.A.The following Questionnair is given to the students during for the academic year 2017-18

S.N	Parameter	Excellent (%)		Good (%)		Average (%)		Poor (%)	
1	Overall, educational experience in SKP Govt. College	188	47%	167	42%	34	9%	6	2%
2	Quality of the teaching faculty	192	48%	179	45%	24	6%	5	1%
3	Mentorship Program	382	96%	14	4%	0	0%	0	0%
4	Access to teaching faculty is good	292	73%	101	25%	5	1%	2	1%
5	Overall Infrastructure of the institution	259	65%	110	28%	21	5%	6	2%
6	Class and laboratory facilities	364	91%	22	6%	10	3%	0	0%
7	Library facility	161	40%	195	49%	32	8%	12	3%
8	Parking facility	378	95%	18	5%	0	0%	0	0%
9	Toilets & Washrooms	338	85%	51	13%	11	3%	2	1%
10	Common Rooms	148	37%	215	54%	37	9%	0	0%

11	Training & Placement	98	25%	178	45%	104	26%	16	4%
12	Sport and recreational facilities	308	77%	69	17%	11	3%	8	2%
13	Clubs and student organizations	84	21%	225	56%	90	23%	1	0%
14	Campus safety	274	69%	122	31%	0	0%	0	0%
15	Extracurricular activities	311	78%	82	21%	2	1%	0	0%
16	Canteen facility	105	26%	218	55%	57	14%	18	5%
17	Availability of Computers in the Campus	136	34%	205	51%	26	7%	32	8%
18	Wi-Fi Facility	58	15%	79	20%	161	40%	98	25%
19	Drinking Water Facility	392	98%	8	2%	0	0%	0	0%
20	Usage of ICT Classrooms by teachers	150	38%	226	57%	18	5%	0	0%

I.B. Student Feedback Analysis for 2017-18



I.C. Analysis of Student Feed back responses

The feedback forms are prepared by IQAC and with the help of Senior faculty , the forms are distributed to students in the classes and feed back is collected and analyzed The Student feed back is collected from 400 students and the responses are analyzed. The report is presented to Principal and Staff Council for necessary action and improvements in next academic year.

Feedback where more than 90% students expressed satisfaction :

- ✓ Quality of the teaching faculty

- ✓ Mentorship Program
- ✓ Access to teaching faculty is good
- ✓ Overall Infrastructure of the institution
- ✓ Class and laboratory facilities
- ✓ Parking facility
- ✓ Common Rooms
- ✓ Toilets & Washrooms
- ✓ Sport and recreational facilities
- ✓ Campus safety
- ✓ Extracurricular activities
- ✓ Drinking Water Facility
- ✓ Usage of ICT Classrooms by teachers

Feedback where satisfaction levels are between 75-90%

- ✓ Library facility
- ✓ Clubs and student organizations
- ✓ Canteen facility
- ✓ Availability of Computers in the Campus

Feedback where satisfaction levels are less than 75% :

- ✓ Training & Placement (70%)
- ✓ Wi-Fi Facility (35%)

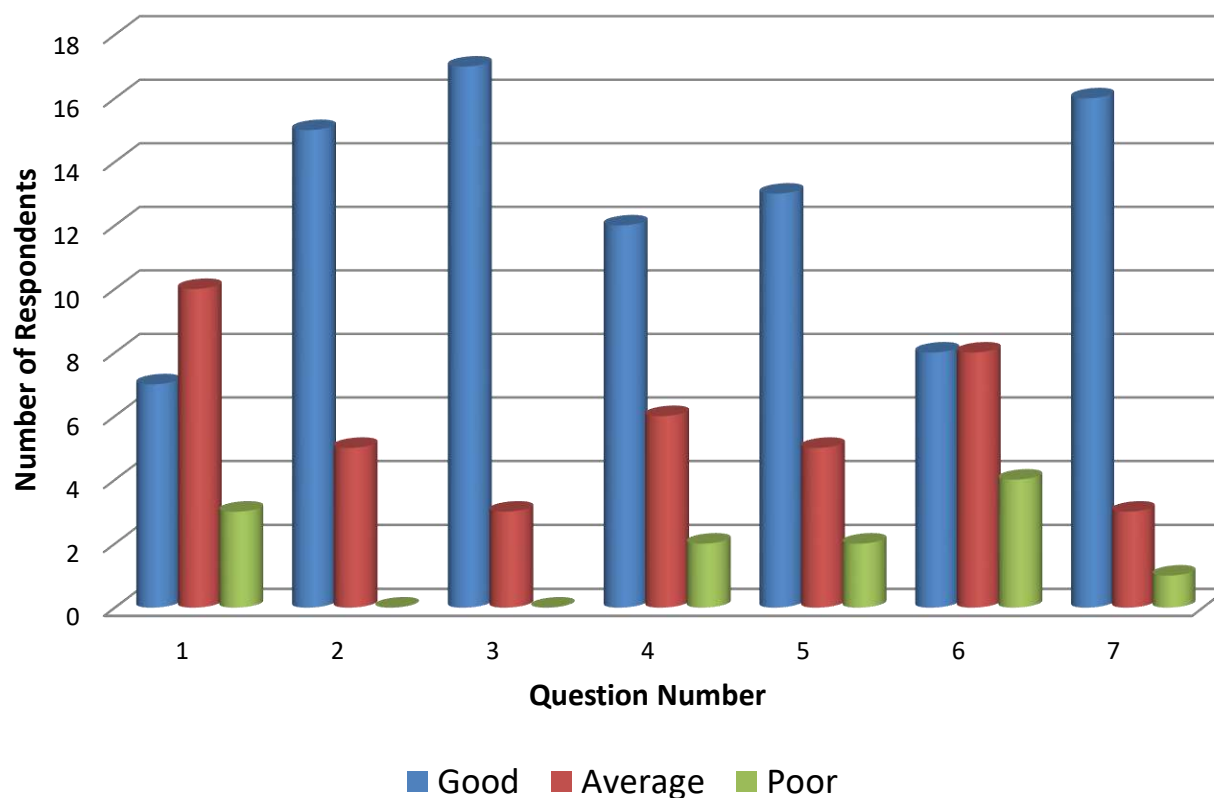
SUGGESTIONS OF THE STUDENTS :

- Training and placement activities to be improved
- Number of computers availability to be increased
- Wi-fi not available in many areas of the college
- PG Entrance Coaching needed in the college
- Coaching to Civil Services, Group-1&2 , Defence and Police to conducted in the college

II.A. Alumni Feedback responses are given below for 2017-18

Q.No	Feedback Question	Good	Average	Poor
1	How do you rate the courses that you have learnt in the college in relation to your current job / occupation ?	7(35%)	10	3
2	Infrastructure and Lab facilities	15(75%)	5	0
3	Faculty	17(85%)	3	0
4	Library	12(60%)	6	2
5	Office Staff	13(70%)	5	2
6	Educational Resources:	8(40%)	8	4
7	Overall Rating of the College :	16(80%)	3	1

II.B. Alumni Feedback Analysis 2017-18



II.C. Analysis of Alumni Feed back Responses

The feedback forms are prepared by IQAC and with the help of Alumni Committee , the forms are distributed to Alumni in Alumni meetings and feed back is collected and analyzed . The Alumni feed back is collected from 20 Alumnus as sample survey and the responses are analyzed. The report is presented to Principal and Staff Council for necessary action .

Feedback where satisfaction levels are more than 80%

- ✓ Overall Rating of the College :
- ✓ Faculty

Feedback where satisfaction levels are between 70-80%

- ✓ Office Staff
- ✓ Infrastructure and Lab facilities

Feedback where satisfaction levels are less than 70%

- ✓ How do you rate the courses that you have learnt in the college in relation to your current job / occupation ?
- ✓ Library
- ✓ Educational Resources:

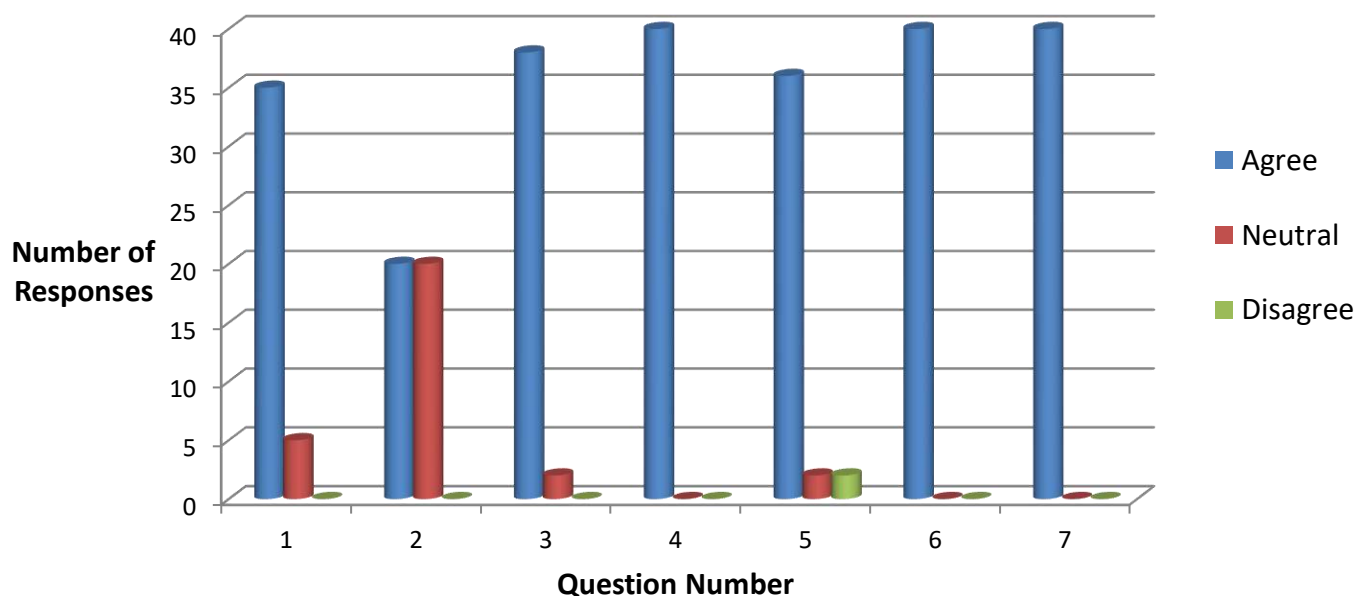
SUGGESTIONS OF THE ALUMNI

- Introduction of market based courses
- Improvement in ICT usage by staff and students
- Computer training to Non computers Students
- Infrastructure in Classrooms augmentation with e class rooms
- New Library books and journals to be made available

III.A. Teachers Feedback responses are given below for 2017-18

17Q.No	Feedback Question	Agree	Neutral	Disagree
1	Current syllabus is need based	35	5	0
2	Curriculum having current content	20	20	0
3	Programmes outcomes of the syllabi is well defined	38	2	0
4	Curriculum having good academic flexibility	40	0	0
5	It is comfortable to adopt new pedagogical teaching techniques in the stipulated time period as planned for curriculum transaction.	36	2	2
6	The College facilitates ICT based teaching	40	0	0
7	Internal Assessment is beneficial and enhances learning levels of students	40	0	0

III.B. Teachers Feed back Analysis 2017-18



III.C. Analysis of Teachers Feed back Responses

The feedback forms are prepared by IQAC and the feedback forms are distributed to Staff and feedback is collected and analyzed . The Teachers feedback is collected from 20 Staff members as sample survey and the responses are analyzed. The report is presented to Principal for necessary action .

Except in three aspects of the feedback , teachers expressed satisfaction or consent to the present system to the extent of almost 90% -100% . The issues in which teachers had varied opinions are as follows:

- ✓ It is comfortable to adopt new pedagogical teaching techniques in the stipulated time period as planned for curriculum transaction: 10% of teachers expressed difficulty to new changing CBCS syllabus and pedagogical methods.
- ✓ Current syllabus is need based : 10% are neutral in opinion.
- ✓ Curriculum having current content : 5% are neutral and 5% disagreed in this aspect.

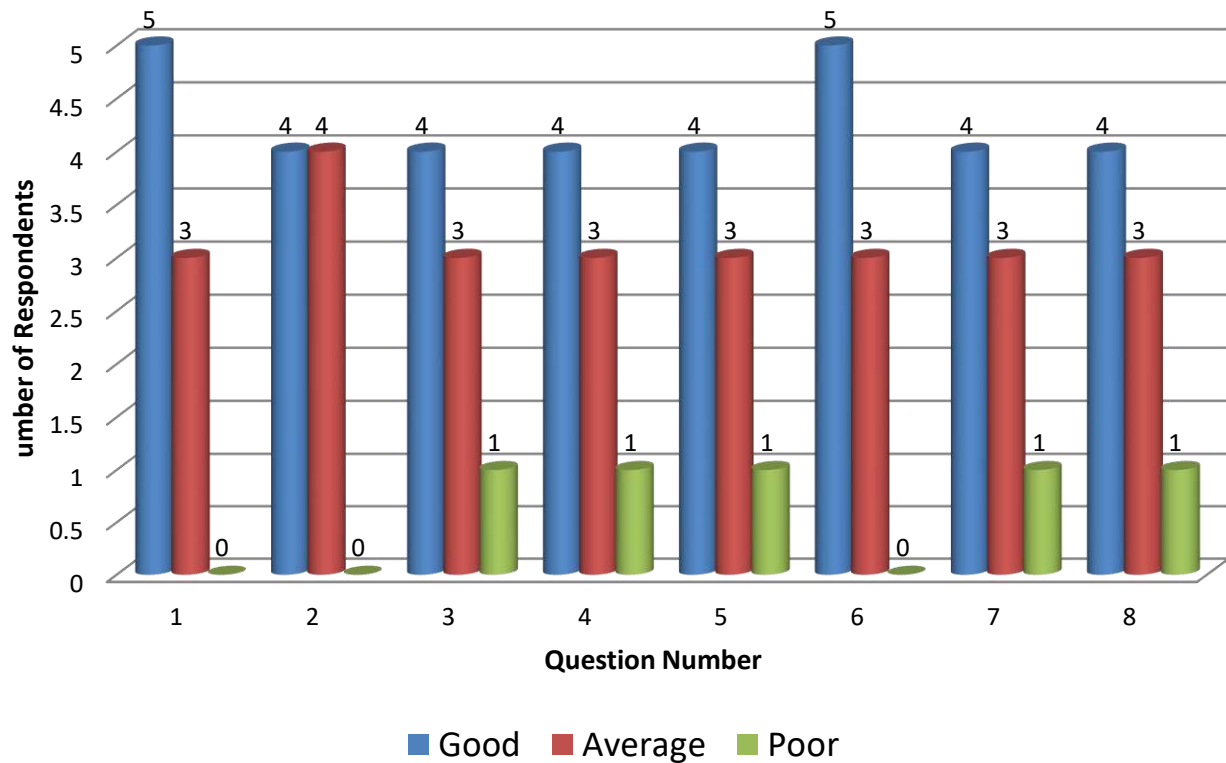
TEACHERS SUGGESTION :

- MS Office Training to teaching and Non teaching Staff to acclimatise them in ICT skills
- Internet facility to All departments

IV.A. Employers Feedback responses are given below for 2017-18

Q.N.	Feedback Question	Good	Average	Poor
1	Subject Knowledge	5	3	0
2	Personality Test/Interview	4	4	0
3	Confidence and Attitude Levels	4	3	1
4	Performance in Group Discussion	4	3	1
5	Communication Skills	4	3	1
6	Technical Skills (MS office etc)	5	3	0
7	Leadership skills and Motivational Levels	4	3	1
8	On overall , How do you rate the students of S.K.P. Government College	4	3	1

IV.B. Employers Feedback Analysis



IV.C. Analysis of Employers Feed back Responses

Feedback where satisfaction levels are more than 75%

-Nil-

Feedback where satisfaction levels are between 50-75%

- ✓ Subject Knowledge
- ✓ Technical Skills (MS office etc)

Feedback where satisfaction levels are equal to 50%

- ✓ Communication Skills
- ✓ Confidence and Attitude Levels
- ✓ Performance in Group Discussion
- ✓ Personality Test/Interview
- ✓ Leadership skills and Motivational Levels

✓ On overall , How do you rate the students of S.K.P. Government College

Feedback where satisfaction levels are less than 50%

- Nil-

EMPLOYERS SUGGESTIONS :

- English speaking ability is poor in students from rural background.
- Confidence levels are average need to hone English speaking ability and boost confidence by individual counselling.
- Separate Spoken English classes may be conducted and motivational speakers may be invited to boost confidence levels and attitude.

S.K.P. Government College , Guntakal

INTERNAL QUALITY ASSURANCE CELL

ACTION TAKEN REPORT ON FEEDBACK ANALYSIS 2017-18

Feedback is collected from stake holders (Students, teachers, alumni, Employers).

Feedback Analysis was made by IQAC team during May 2018 and analysis report submitted to Principal for initiating necessary action.

During the Academic year 2017-18, 298 students from 17 UG programmes and 3 PG programmes, 40 teachers, 10 Employers and 20 Alumni gave their feedback on curriculum and academic environment and other student related services on campus.

The Feedback is discussed in Staff council and resolved to the following steps for implementation in academic year 2018-19.

1. **Job oriented Certificate Courses** to be continued in
 - Mathematics
 - English
 - Chemistry
 - Commerce
 - JKC (Soft Skills and Analytical Abilities)
2. **Infrastructure elevation to be taken up with RUSA funding** for construction of classrooms, Flooring
3. **Installation of Solar Power Plant in college**
4. **Purchase of Books for Library under SC/ST Book Bank Scheme**
5. **Alumni meeting to be conducted on account of Golden Jubilee** and request renowned Alumni Member to extend helping hand to the students of college in Jobs and placements
6. **Conduct Soft Skills and Spoken English classes** to Students.
7. **Install RO water to Students**

S.K.P.GOVERNMENT DEGREE COLLEGE

Guntakal, Ananthapuram Dist, Andhra Pradesh

(Affiliated to Sri Krishnadevaraya University, Anantapur)

2018-19

Feed Back is collected from

1. Students
- 2.Alumni
3. Teachers
4. Employers .

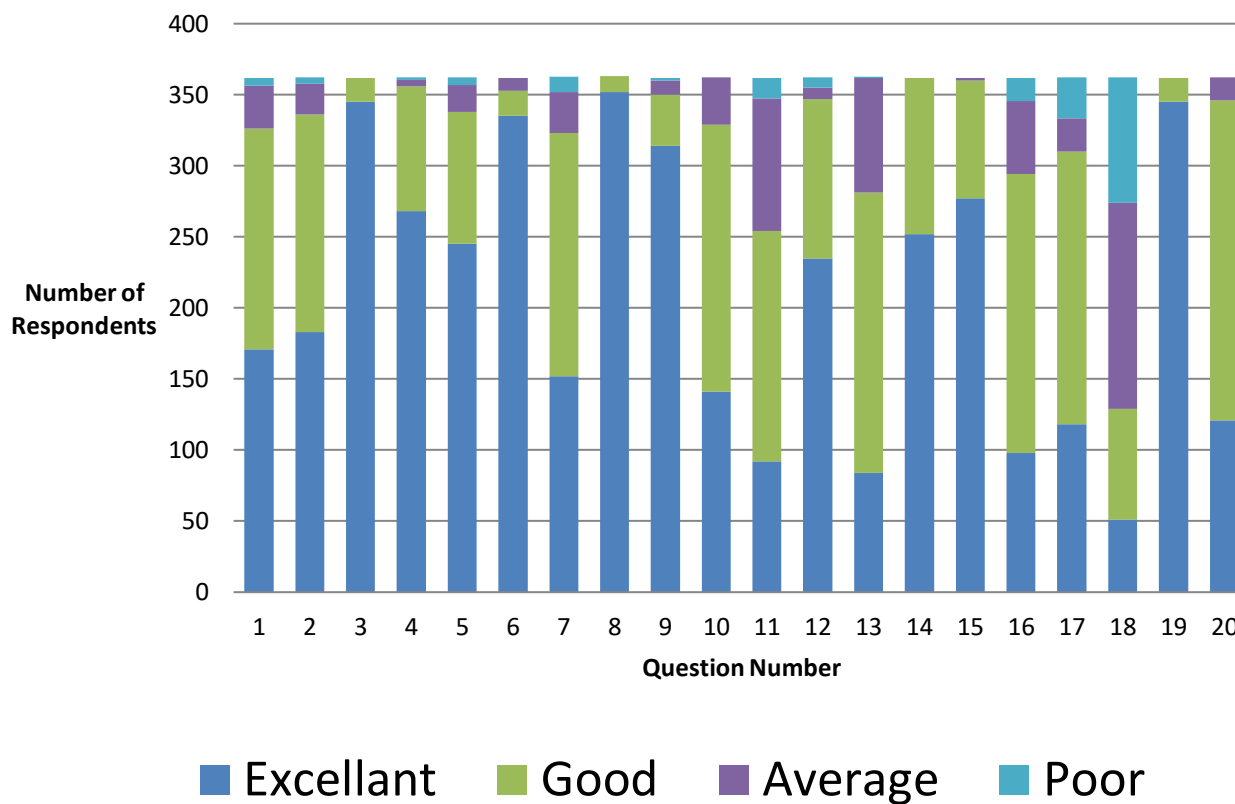
The feed back forms are designed by IQAC , After due permission from the Principal , feedback is collected from stake holders yearly once in February month. The feedback collected is analyzed and submitted to The Principal and Staff Council for necessary action . The feedback , analysis and ATR are placed in college web site.

STUDENTS FEED BACK

I.A.The following Questionnair is given to the students during for the academic year 2018-19

S.N	Parameter	Excellent (%)		Good (%)		Average (%)		Poor (%)	
1	Overall, educational experience in SKP Govt. College	171	47%	155	43%	31	8%	5	1%
2	Quality of the teaching faculty	183	51%	153	42%	22	6%	5	1%
3	Mentorship Program	345	95%	17	5%	0	0%	0	0%
4	Access to teaching faculty is good	268	74%	88	24%	5	1%	2	0%
5	Overall Infrastructure of the institution	245	68%	93	26%	19	5%	5	1%
6	Class and laboratory facilities	335	93%	18	5%	9	2%	0	0%
7	Library facility	152	42%	171	47%	29	8%	11	3%
8	Parking facility	352	97%	11	3%	0	0%	0	0%
9	Toilets & Washrooms	314	87%	36	10%	10	3%	2	0%
10	Common Rooms	141	39%	188	52%	33	9%	0	0%
11	Training & Placement	92	25%	162	45%	94	26%	14	4%
12	Sport and recreational facilities	235	65%	112	31%	8	2%	7	2%
13	Clubs and student organizations	84	23%	197	54%	81	22%	1	0%
14	Campus safety	252	70%	110	30%	0	0%	0	0%
15	Extracurricular activities	277	77%	83	23%	2	0%	0	0%
16	Canteen facility	98	27%	196	54%	51	14%	16	4%
17	Availably of Computers in the Campus	118	33%	192	53%	23	6%	29	8%
18	Wi-Fi Facility	51	14%	78	22%	145	40%	88	24%
19	Drinking Water Facility	345	95%	17	5%	0	0%	0	0%
20	Usage of ICT Classrooms by teachers	121	33%	225	62%	16	4%	0	0%

I.B. Student Feedback Analysis for 2018-19



I.C. Analysis of Student Feed back responses

The feedback forms are prepared by IQAC and with the help of Senior faculty , the forms are distributed to students in the classes and feed back is collected and analyzed The Student feed back is collected from 362 students and the responses are analyzed. The report is presented to Principal and Staff Council for necessary action and improvements in next academic year.

Feedback where more than 90% students expressed satisfaction :

- ✓ Quality of the teaching faculty
- ✓ Mentorship Program
- ✓ Access to teaching faculty is good
- ✓ Overall Infrastructure of the institution
- ✓ Class and laboratory facilities
- ✓ Parking facility

- ✓ Common Rooms
- ✓ Toilets & Washrooms
- ✓ Sport and recreational facilities
- ✓ Campus safety
- ✓ Extracurricular activities
- ✓ Drinking Water Facility
- ✓ Usage of ICT Classrooms by teachers

Feedback where satisfaction levels are between 75-90%

- ✓ Library facility
- ✓ Clubs and student organizations
- ✓ Canteen facility
- ✓ Availability of Computers in the Campus

Feedback where satisfaction levels are less than 75% :

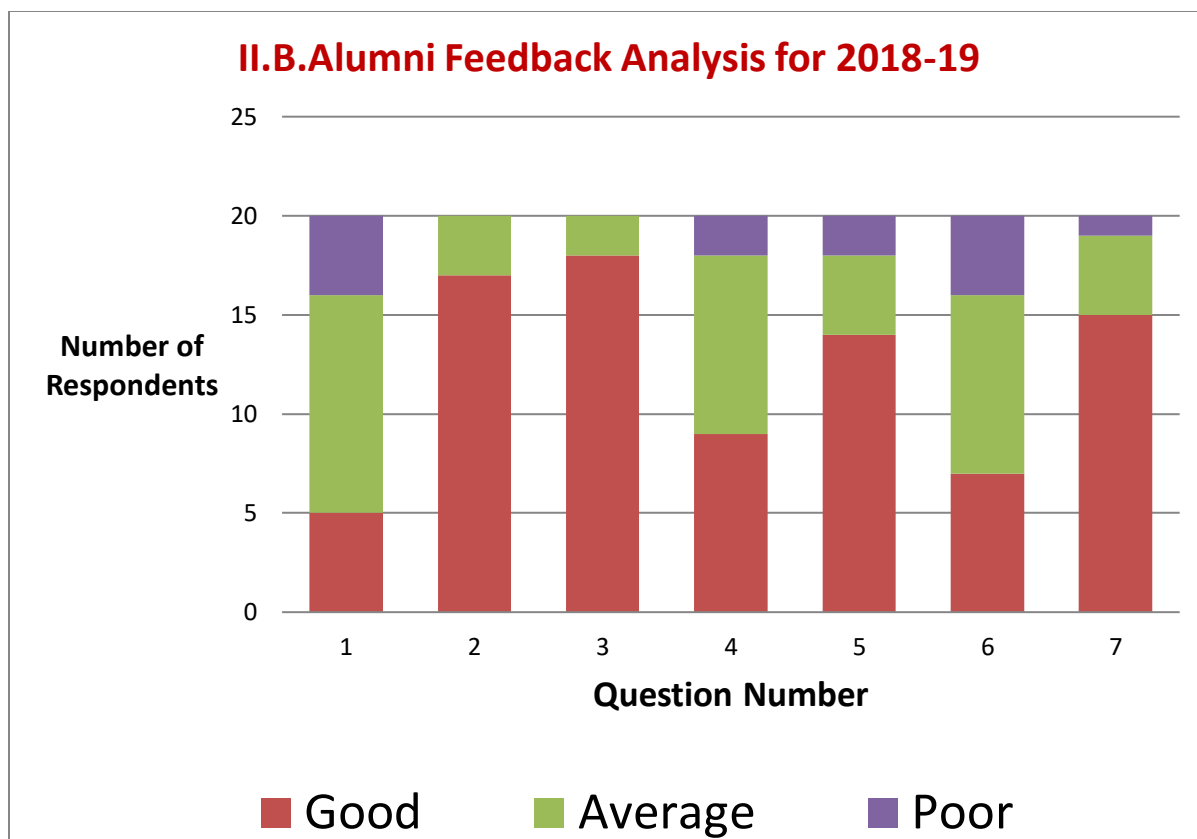
- ✓ Training & Placement (70%)
- ✓ Wi-Fi Facility (35%)
- ✓ Clubs and Student Organisations (78%)
- ✓ Canteen Facilities (84%)

SUGGESTIONS OF THE STUDENTS :

- Training and placement activities to be improved
- Wi-fi not available in many areas of the college
- PG Entrance Coaching needed in the college
- Coaching to Civil Services, Group-1&2 , Defence and Police to be conducted in the college
- Quality of Canteen facilities to be improved
- Student Organisations to be allowed in the institution
- Number of computers availability to be increased

II.A. Alumni Feedback responses are given below for 2018-19

Q.No	Feedback Question	Good	Average	Poor
1	How do you rate the courses that you have learnt in the college in relation to your current job / occupation ?	5	11	4
2	Infrastructure and Lab facilities	17	3	0
3	Faculty	18	2	0
4	Library	9	9	2
5	Office Staff	14	4	2
6	Educational Resources:	7	9	4
7	Overall Rating of the College :	15	4	1



II.C. Analysis of Alumni Feed back Responses

The feedback forms are prepared by IQAC and with the help of Alumni Committee ,the forms are distributed to Alumni in Alumni meetings and feed back is collected and analyzed . The Alumni feed back is collected from 20 Alumnus as sample survey and the responses are analyzed. The report is presented to Principal and Staff Council for necessary action .

Feedback where satisfaction levels are more than 80%

- ✓ Overall Rating of the College :
- ✓ Faculty
- ✓ Infrastructure and Lab Facilities

Feedback where satisfaction levels are between 70-80%

- ✓ Office Staff

Feedback where satisfaction levels are less than 70%

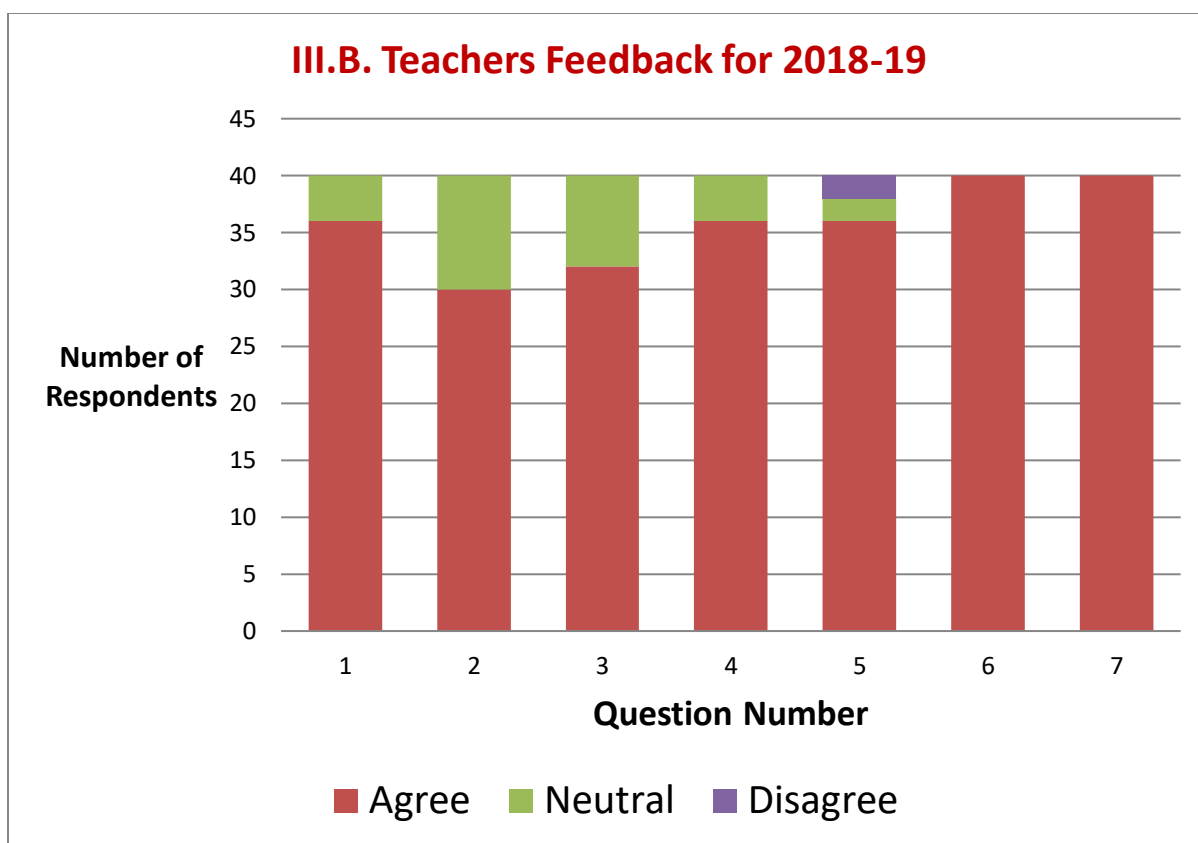
- ✓ How do you rate the courses that you have learnt in the college in relation to your current job / occupation ?
- ✓ Library
- ✓ Educational Resources:

SUGGESTIONS OF THE ALUMNI

- Introduction of market based courses/Field based courses
- Improvement in ICT usage by staff and students
- Computer training to Non computers Students
- New Library books and journals to be made available

III.A. Teachers Feedback responses are given below for 2018-19

- 17Q.No	Feedback Question	Agree	Neutral	Disagree
1	Current syllabus is need based	36	4	0
2	Curriculum having current content	30	10	0
3	Programmes outcomes of the syllabi is well defined	32	8	0
4	Curriculum having good academic flexibility	36	4	0
5	It is comfortable to adopt new pedagogical teaching techniques in the stipulated time period as planned for curriculum transaction.	36	2	2
6	The College facilitates ICT based teaching	40	0	0
7	Internal Assessment is beneficial and enhances learning levels of students	40	0	0



III.C. Analysis of Teachers Feed back Responses

The feedback forms are prepared by IQAC and the feedback forms are distributed to Staff and feedback is collected and analyzed .The Teachers feedback is collected from 40 Staff members as sample survey and the responses are analyzed. The report is presented to Principal for necessary action .

Except in three aspects of the feedback , teachers expressed satisfaction or consent to the present system to the extent of almost 90% -100% . The issues in which teachers had varied opinions are as follows:

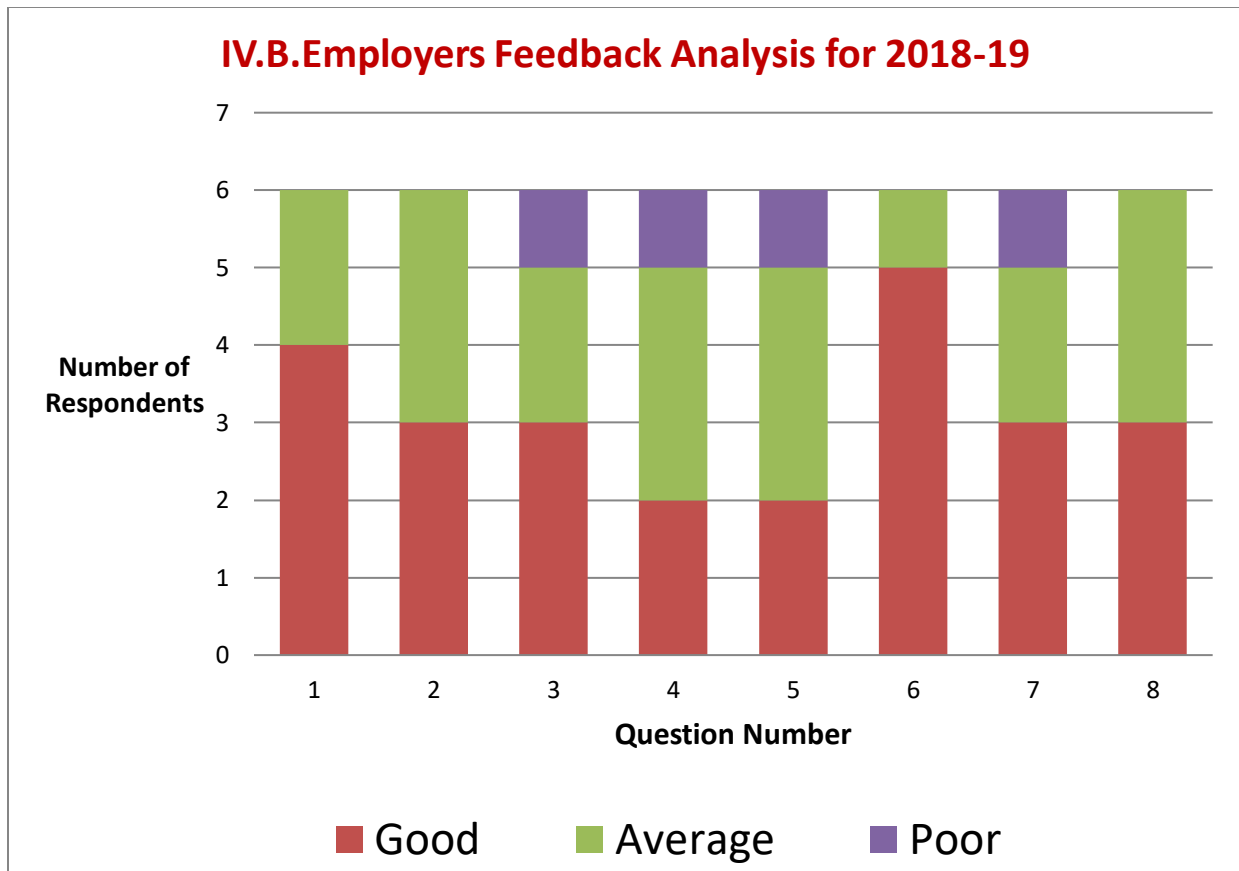
- ✓ It is comfortable to adopt new pedagogical teaching techniques in the stipulated time period as planned for curriculum transaction: 5% of teachers expressed difficulty to new changing CBCS syllabus and pedagogical methods.

TEACHERS SUGGESTION :

- MS Office Training to teaching and Non teaching Staff to acclimatise them in ICT skills

IV.A. Employers Feedback responses are given below for 2018-19

Q.N.	Feedback Question	Good	Average	Poor
1	Subject Knowledge	4	2	0
2	Personality Test/Interview	3	3	0
3	Confidence and Attitude Levels	3	2	1
4	Performance in Group Discussion	2	3	1
5	Communication Skills	2	3	1
6	Technical Skills (MS office etc)	5	1	0
7	Leadership skills and Motivational Levels	3	2	1
8	On overall , How do you rate the students of S.K.P. Government College	3	3	0



IV.C. Analysis of Employers Feed back Responses

Feedback where satisfaction levels are more than 75%

- ✓ Subject Knowledge
- ✓ Technical Skills

Feedback where satisfaction levels are $\leq 50\%$

- ✓ Communication Skills
- ✓ Confidence and Attitude Levels
- ✓ Performance in Group Discussion
- ✓ Personality Test/Interview
- ✓ Leadership skills and Motivational Levels
- ✓ On overall , How do you rate the students of S.K.P. Government College

EMPLOYERS SUGGESTIONS :

- English speaking ability is poor in students from rural background.
- Confidence levels are average need to hone English speaking ability and boost confidence by individual counselling.
- Separate Spoken English classes/Group Discussions may be conducted and motivational speakers may be invited to boost confidence levels and attitude.

S.K.P. Government College , Guntakal

INTERNAL QUALITY ASSURANCE CELL

ACTION TAKEN REPORT ON FEEDBACK ANALYSIS 2018-19

Feedback on curriculum and related aspects has been collected from stake holders. Feedbacks have been designed for students, teachers, alumni, Employers.

Feedback Analysis was made by IQAC with the assistance of IQAC members during April 2019 and analysis report submitted to Principal for initiating necessary action.

During the Academic year 2018-19, 298 students from 17 UG programmes and 3 PG programmes, 40 teachers, 10 Employers and 20 Alumni gave their feedback on curriculum and academic environment and other student related services on campus.

The Feedback is discussed in Staff council and resolved to the following steps for implementation in 2019-20.

1. To conduct **Job-mela in College in partnership** with Chemistry Dept and JKC

2. Conduct/Continue Certificate Courses in

- Mathematics
- English
- Chemistry
- Commerce
- JKC (Soft Skills and Analytical Abilities)

3. Install ICT classrooms

- For Mathematical Sciences in Chemistry Dept,
- For Biological Sciences in Dept of Botany,
- For Commerce in Commerce Computer Lab
- For Arts and Languages in ELL

4. Augment Classroom infrastructure with 4 class rooms for Commerce under RUSA

5. Infrastructure elevation with tiles on the flooring

S.K.P.GOVERNMENT DEGREE COLLEGE

Guntakal, Ananthapuram Dist, Andhra Pradesh

(Affiliated to Sri Krishnadevaraya University, Anantapur)

2019-20

Feed Back is collected from

1. Students 2. Alumni

3. Teachers 4. Employers .

The feed back forms are designed by IQAC , After due permission from the Principal , feedback is collected from stake holders yearly once in February month. The feedback collected is analyzed and submitted to The Principal and Staff Council for necessary action . The feedback , analysis and ATR are placed in college web site.

STUDENTS FEED BACK

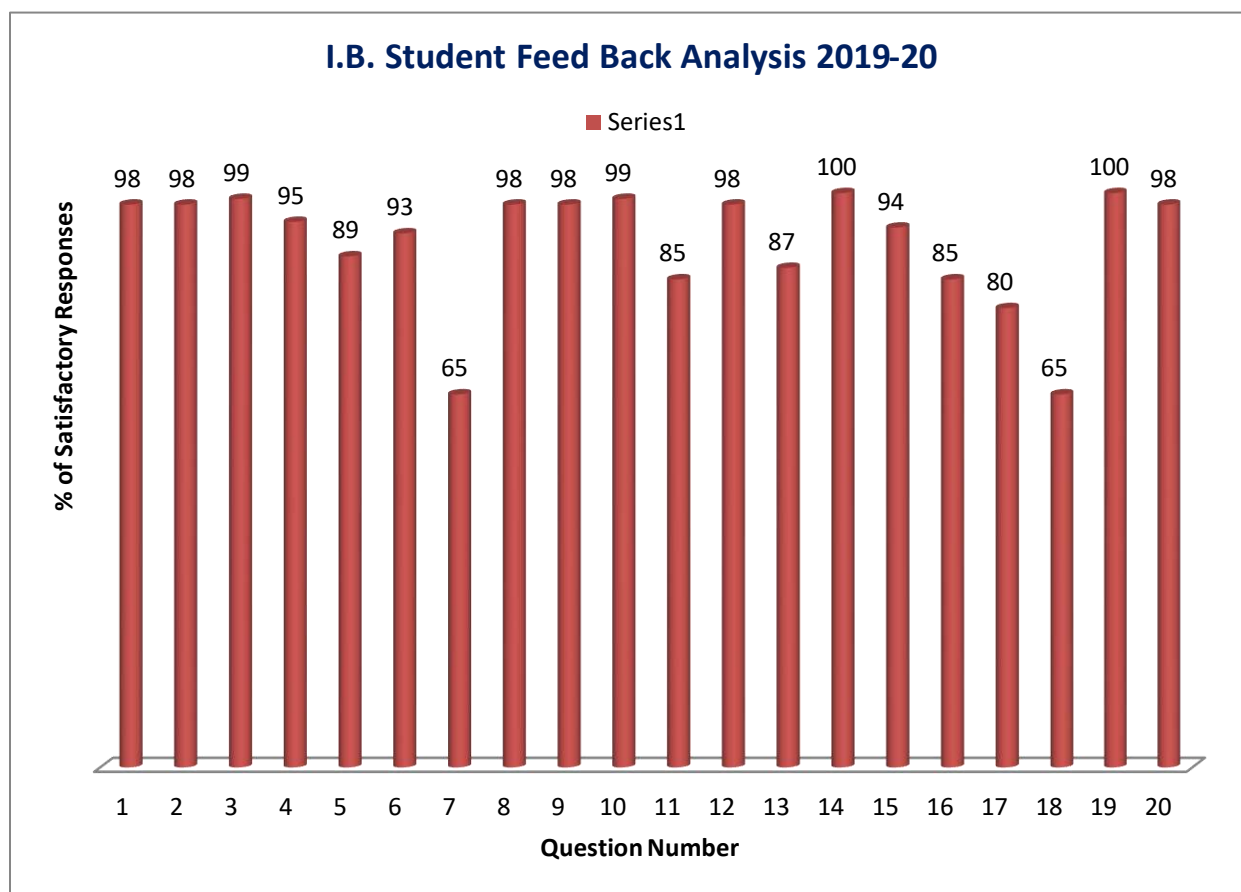
I. The following Questionnaire is given to the students during for the academic year 2019-20

- 1. Overall, educational experience in SKP Govt. College
- 2. Quality of the teaching faculty
- 3. Mentorship Program is Available in the college
- 4. Access to teaching faculty
- 5. Overall Infrastructure of the institution
- 6. Class and laboratory facilities
- 7. Library facility
- 8. Parking facility
- 9. Toilets & Washroom
- 10. Common Rooms
- 11. Training & Placement
- 12. Sport and recreational facilities

- : 13. Clubs and student organizations
- : 14. Campus safety
- : 15. Extracurricular activities
- : 16. Canteen facility
- : 17. Availably of Computers in the Campus
- : 18. Wi-Fi Facility
- : 19. Drinking Water Facility
- : 20. Usage of ICT Classrooms by teachers

I.A .Students Feed backresponsesare given below for 2019-20

S.N	Question	Agree	Not Agree
1	Overall, educational experience in SKP Govt.College is good	98%	02%
2	Quality of the teaching faculty is good	98%	02%
3	Mentorship Program is Available in the college	99%	01%
4	Access to teaching faculty is good	95%	05%
5	Overall Infrastructure of the institution is satisfied	89%	11%
6	Class and laboratory facilities is good	93%	7%
7	Library facility is good	65%	35%
8	Parking facility is good	98%	02%
9	Toilets & Washroom is well maintained	98%	02%
10	Common Rooms are clean	99%	01%
11	Training & Placement is good in the campus	85%	15%
12	Sport and recreational facilities	98%	02%
13	Clubs and student organizations	87%	13%
14	Campus safety	100%	00%
15	Extracurricular activities	94%	06%
16	Canteen facility	85%	15%
17	Availably of Computers in the Campus	80%	10%
18	Wi-Fi Facility	65%	35%
19	Drinking Water Facility	100%	00%
20	Usage of ICT Classrooms by teachers	98%	02%



I.C. Analysis of Student Feed back responses

The feedback forms are prepared by IQAC and with the help of Senior faculty , the forms are distributed to students in the classes and feed back is collected and analyzed The Student feed back is collected physically from 400 students and the responses are analyzed. The report is presented to Principal and Staff Council for necessary action and improvements in next academic year.

- 98% of students expressed satisfaction on Overall educational experience in SKP Govt College as good .
- Regarding Teaching Learning Experience : 98% of students expressed satisfaction . The following parameters are given in the questionnaire for which positive feed back response is obtained.
 - ✓ Quality of the teaching faculty is good

- ✓ Mentorship Program is Available in the college
- ✓ Access to teaching faculty is good
- ✓ Usage of ICT Classrooms by teachers

Regarding Infrastructure available in the college the positive feed back responses are shown in paranthesis

- ✓ Common Rooms are clean (89%)
- ✓ Class and laboratory facilities is good (93%)
- ✓ Library facility is good (65%)
- ✓ Parking facility is good (98%)
- ✓ Toilets & Washroom is well maintained (98%)
- ✓ Overall Infrastructure of the institution is satisfied (99%)
- ✓ Wi-Fi Facility (86%)
- ✓ Availably of Computers in the Campus (65%)

Regarding Student Support and progression aspects , the positive responses are as follows

- ✓ Drinking Water Facility (85%)
- ✓ Sport and recreational facilities (98%)
- ✓ Clubs and student organizations (83%)
- ✓ Campus safety (100%)
- ✓ Extracurricular activities (94%)
- ✓ Canteen facility (85%)

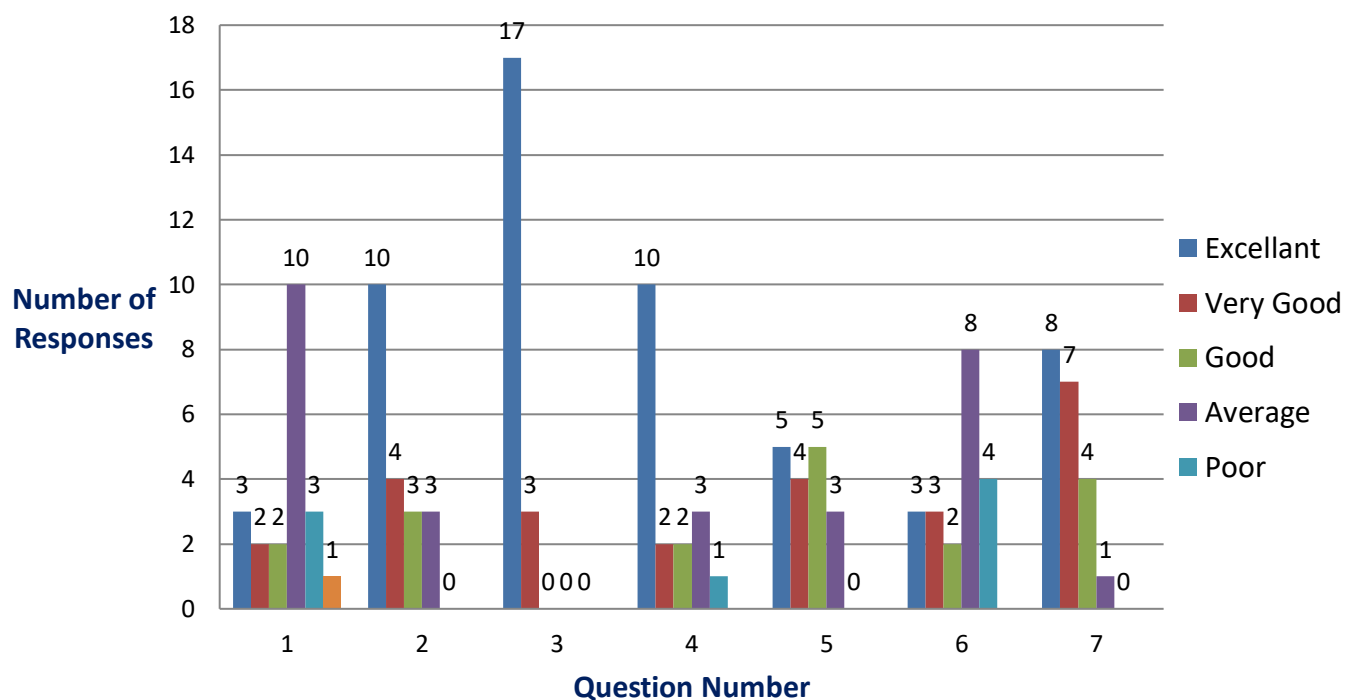
SUGGESTIONS OF THE STUDENTS :

- Some students expressed need for improvement in classroom infrastructure
- Number of books in the Library need to be increased
- Training and placement activities to be improved
- Student clubs to be established and made to participate actively
- College canteen to be improved
- Number of computers availability to be increased
- Wifi not available in some areas of the college

II.A. Alumni Feedback responses are given below for 2019 - 20

Q.No	Feedback Question	Excellent	Very Good	Good	Average	Poor
1	How do you rate the courses that you have learnt in the college in relation to your current job / occupation ?	3	2	2	10	3
2	Infrastructure and Lab facilities	10	4	3	3	0
3	Faculty	17	3	0	0	0
4	Library	10	2	2	3	1
5	Office Staff	5	4	5	3	0
6	Educational Resources:	3	3	2	8	4
7	Overall Rating of the College :	8	7	4	1	0

II.B. Alumni feed back analysis 2019-20



II.C. Analysis of Alumni Feed back Responses

The feedback forms are prepared by IQAC and with the help of Alumni Committee ,the forms are distributed to Alumni in Alumni meetings and feed back is collected and analyzed . The Alumni feed back is collected from 20 Alumnus as sample survey and the responses are analyzed. The report is presented to Principal and Staff Council for necessary action .

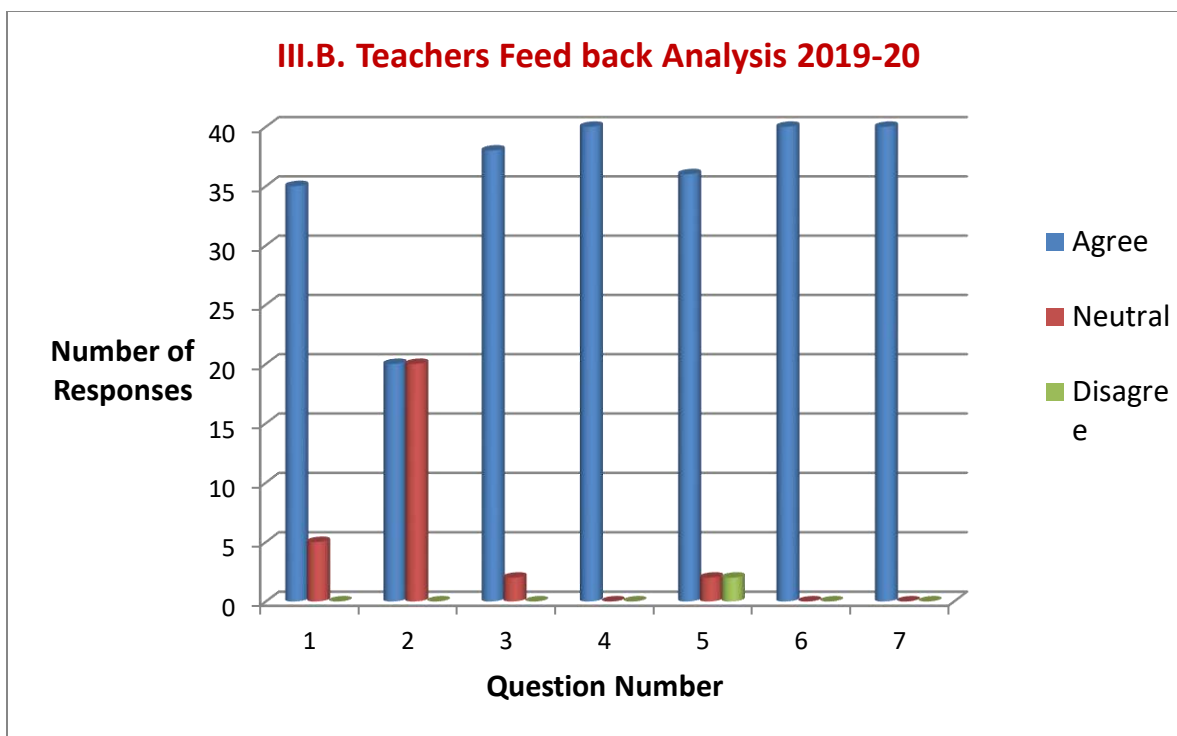
- ✓ How do you rate the courses that you have learnt in the college in relation to your current job / occupation : 50% expressed as average and 15% as poor
- ✓ Infrastructure and Lab facilities : 85% expressed as Excellent -Good
- ✓ Faculty : 100% expressed as Excellent or very good
- ✓ Library : 70% expressed positively
- ✓ Office Staff : 70% expressed positively
- ✓ Educational Resources: 40% expressed average and 20% as poor
- ✓ Overall Rating of the College : 85% expressed satisfaction

SUGGESTIONS OF THE ALUMNI

- Introduction of market based courses
- Improvement in ICT usage by staff and students
- Computer training to Non computers Students
- Infrastructure in Classrooms augmentation with e class rooms

III.A. Teachers Feed back responses are given below for 2019-20

Q.No	Feedback Question	Agree	Neutral	Disagree
1	Current syllabus is need based	35	5	0
2	Curriculum having current content	20	20	0
3	Programmes outcomes of the syllabi is well defined	38	2	0
4	Curriculum having good academic flexibility	40	0	0
5	It is comfortable to adopt new pedagogical teaching techniques in the stipulated time period as planned for curriculum transaction.	36	2	2
6	The College facilitates ICT based teaching	40	0	0
7	Internal Assessment is beneficial and enhances learning levels of students	40	0	0



III.C. Analysis of Teachers Feed back Responses

The feedback forms are prepared by IQAC and the feedback forms are distributed to Staff and feedback is collected and analyzed. The Teachers feedback is collected from 20 Staff members as sample survey and the responses are analyzed. The report is presented to Principal for necessary action.

Except in three aspects of the feedback, teachers expressed satisfaction or consent to the present system to the extent of almost 90% -100%. The issues in which teachers had varied opinions are as follows:

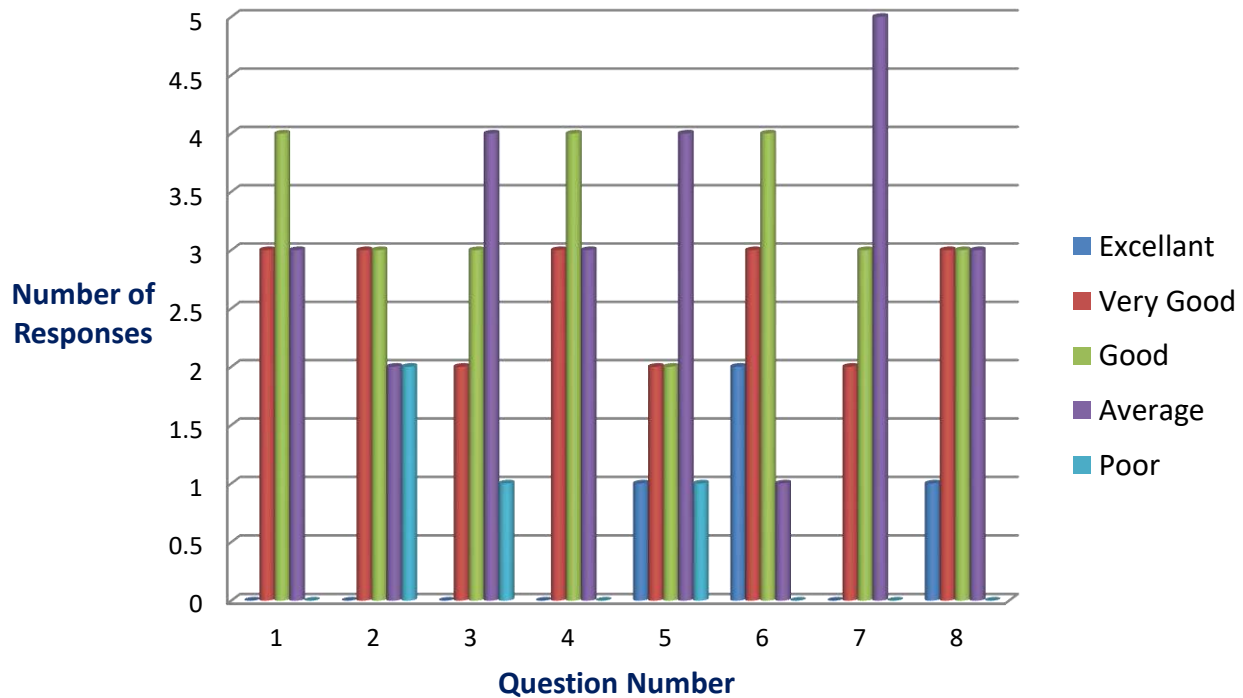
- ✓ It is comfortable to adopt new pedagogical teaching techniques in the stipulated time period as planned for curriculum transaction: 10% of teachers expressed difficulty to new changing CBCS syllabus and pedagogical methods.
- ✓ Current syllabus is need based : 10% are neutral in opinion.
- ✓ Curriculum having current content : 5% are neutral and 5% disagreed in this aspect.

TEACHERS SUGGESTION : MS Office Training to Staff to acclimatise them in ICT skills

IV.A. Employers Feedback responses are given below for 2019-20

Q.No	Feedback Question	Excellent	Very Good	Good	Average	Poor
1	Subject Knowledge	0	3	4	3	0
2	Personality Test/Interview	0	3	3	2	2
3	Confidence and Attitude Levels	0	2	3	4	1
4	Performance in Group Discussion	0	3	4	3	0
5	Communication Skills	1	2	2	4	1
6	Technical Skills (MS office etc)	2	3	4	1	0
7	Leadership skills and Motivational Levels	0	2	3	5	0
8	On overall , How do you rate the students of S.K.P. Government College	1	2	3	4	0

IV.B. Employers Feed back Analysis 2019-20



IV.C. Analysis of Employers Feed back Responses

- ✓ Subject Knowledge : 70% expressed satisfaction and 30% average rating is obtained
- ✓ Personality Test/Interview : 60% satisfactory and 20% expressed as poor
- ✓ Confidence and Attitude Levels : Satisfactory levels are 50% and average rating by 40% remaining is poor
- ✓ Technical Skills (MS office etc) : 70% satisfactory and 30% average
- ✓ Communication Skills : 50% satisfactory , 40% average and 10% poor
- ✓ Performance in Group Discussion : 50% satisfactory , 40% average and 10% poor
- ✓ Leadership skills and Motivational Levels : satisfactory 50% and Average 50%
- ✓ On overall , How do you rate the students of S.K.P. Government College : 60% satisfactory and 40% average .

EMPLOYERS SUGGESTIONS :

- English speaking ability is poor in students from rural background.
- Confidence levels are average need to hone English speaking ability and boost confidence by individual counselling.
- Computers Classes on MS office to be conducted to Non Computers students.
- Separate Spoken English classes may be conducted and motivational speakers may be invited to boost confidence levels and attitude.



S.K.P. Government College , Guntakal :: INTERNAL QUALITY ASSURANCE CELL

ACTION TAKEN REPORT ON FEEDBACK ANALYSIS 2019-20

Feedback on curriculum and related aspects has been collected off line from stake holders.

Feedbacks have been designed separately for students, teachers, alumni, industrial experts.

Feedback Analysis was made by IQAC with the assistance of IQAC members during April 2020 and analysis report submitted to Principal for initiating necessary action.

During the Academic year 2019-20, 298 students from 17 UG programmes and 3 PG programmes, 40 teachers, 10 Employers and 20 Alumni gave their feedback on curriculum and academic environment and other student related services on campus.

The Feedback is discussed in Staff council and resolved to the following steps for implementation in 2020-21.

1. **Adopt Online mode of teaching . – Zoom/Cisco WebEx/Google meet may be used .**
2. The staff to be encouraged to **upload their class recordings to You tube Channels for future viewing**
3. The **video links of the uploaded classes are to be uploaded in CCE portal as an evidence of classes taken.**
4. **Co curricular activities**
 - **Online Quiz**
 - **Online group discussion**
 - **Online student seminars to be conducted**
5. The infibnet access to be given to all students
6. All students to be made aware of Covid protocols – like Social distancing, Wearing masks, knowledge of symptoms and precautions to be taken
7. Offline classes shall resume as and when Govt decides.
8. Review the courses MSCs and MCCs based on admission strength.
9. **Staff and Students to participate in charity activities** – distribution of Food Packets , Distribution of provisions to poor and needy .
10. **To install Digital classrooms in Commerce computers Lab and JKC (Placement Cell)**

S.K.P.GOVERNMENT COLLEGE

Guntakal, Ananthapuramu Dist, Andhra Pradesh

(Affiliated to Sri Krishnadevaraya University, Anantapur)

2020-21

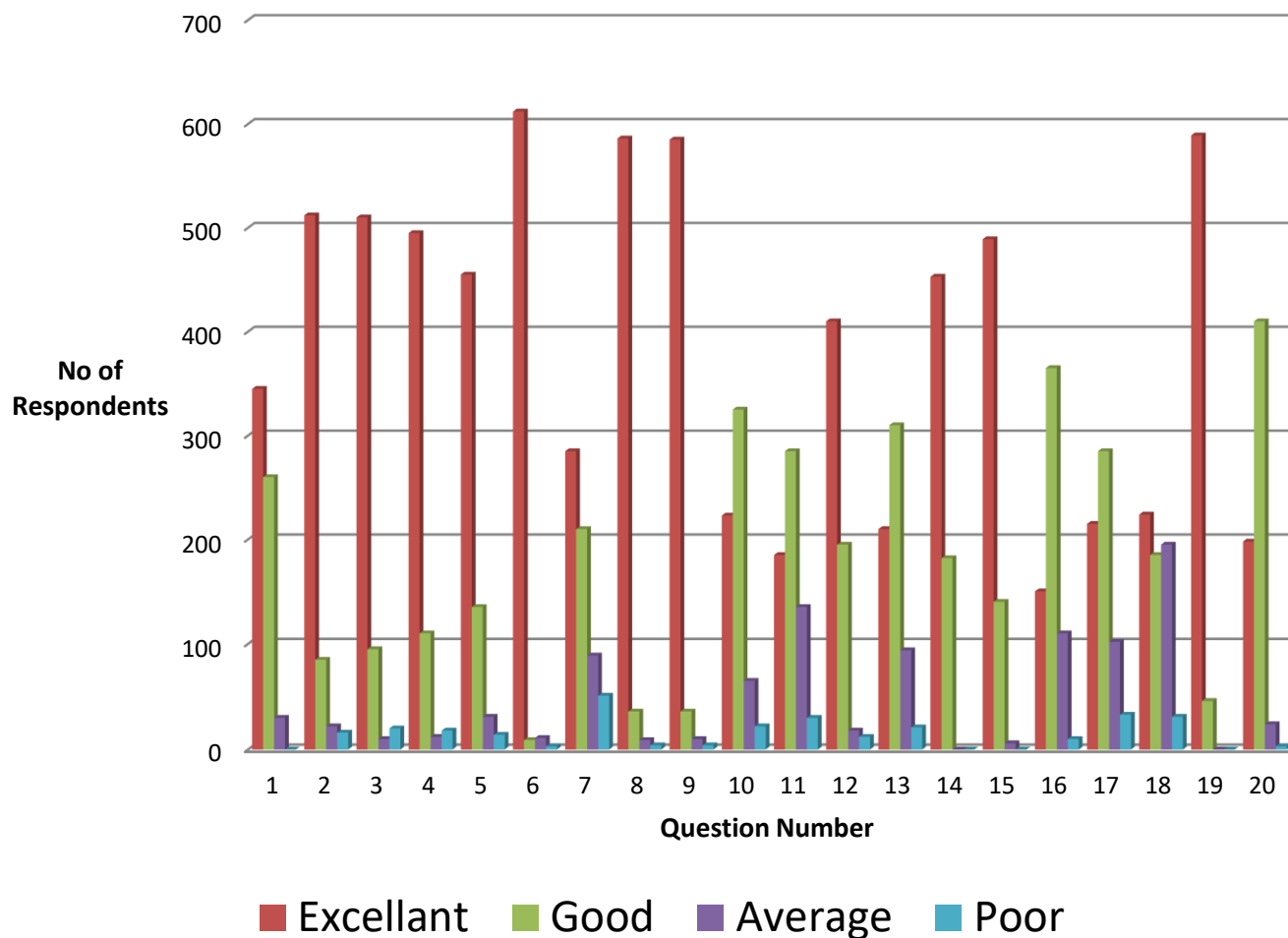
STUDENTS FEED BACK : 158 students

I.A.The following Questionnair is given to the students during for the academic year 2020-21 and responses are recorded and analysed

S.N	Parameter	Excellent (%)		Good (%)		Average (%)		Poor (%)	
1	Overall, educational experience in SKP Govt. College	86	54%	65	41%	8	5%	4	2%
2	Quality of the teaching faculty	128	81%	21	13%	6	3%	4	3%
3	Mentorship Program	128	80%	24	15%	3	2%	5	3%
4	Access to teaching faculty is good	124	78%	28	120%	3	2%	5	3%
5	Overall Infrastructure of the institution	114	72%	34	21%	8	5%	4	2%
6	Class and laboratory facilities	153	96%	2	1%	3	2%	1	0%
7	Library facility	71	45%	53	33%	22	14%	13	8%
8	Parking facility	147	92%	9	6%	2	1%	1	1%
9	Toilets & Washrooms	146	92%	9	6%	3	2%	1	1%
10	Common Rooms	56	35%	81	51%	16	10%	6	3%
11	Training & Placement	46	29%	71	45%	34	21%	8	5%
12	Sport and recreational facilities	103	65%	49	31%	5	3%	3	2%

13	Clubs and student organizations	53	33%	78	49%	24	15%	5	3%
14	Campus safety	113	71%	46	29%	0	0%	0	0%
15	Extracurricular activities	122	77%	35	22%	2	1%	0	0%
16	Canteen facility	38	24%	91	57%	28	17%	3	2%
17	Availability of Computers in the Campus	54	34%	71	45%	26	16%	8	5%
18	Wi-Fi Facility	56	35%	46	29%	49	31%	8	5%
19	Drinking Water Facility	147	93%	12	7%	0	0%	0	0%
20	Usage of ICT Classrooms by teachers	50	31%	103	65%	6	4%	1	0%

Graphical Analysis of Students feedback analysis 2020-21



I.C. Analysis of Student Feed back responses

The online feedback forms are prepared by IQAC in collaboration with JKC , the forms are made available online in college website and informed to all students through whatsapp groups. The students are encouraged to participate in online feedback .The Student feed back is collected from 635 students and the responses are analyzed. The report is presented to Principal and Staff Council for necessary action and improvements in next academic year.

Feedback where more than 90% students expressed satisfaction :

- ✓ Quality of the teaching faculty
- ✓ Mentorship Program

- ✓ Access to teaching faculty is good
- ✓ Overall Infrastructure of the institution
- ✓ Class and laboratory facilities
- ✓ Parking facility
- ✓ Common Rooms
- ✓ Toilets & Washrooms
- ✓ Sport and recreational facilities
- ✓ Campus safety
- ✓ Extracurricular activities
- ✓ Drinking Water Facility
- ✓ Usage of ICT Classrooms by teachers

Feedback where satisfaction levels are between 80-90%

- ✓ Library facility
- ✓ Canteen facility
- ✓ Availability of Computers in the Campus

Feedback where satisfaction levels are less than 70-80% :

- ✓ Training & Placement (70%)
- ✓ Wi-Fi Facility (35%)

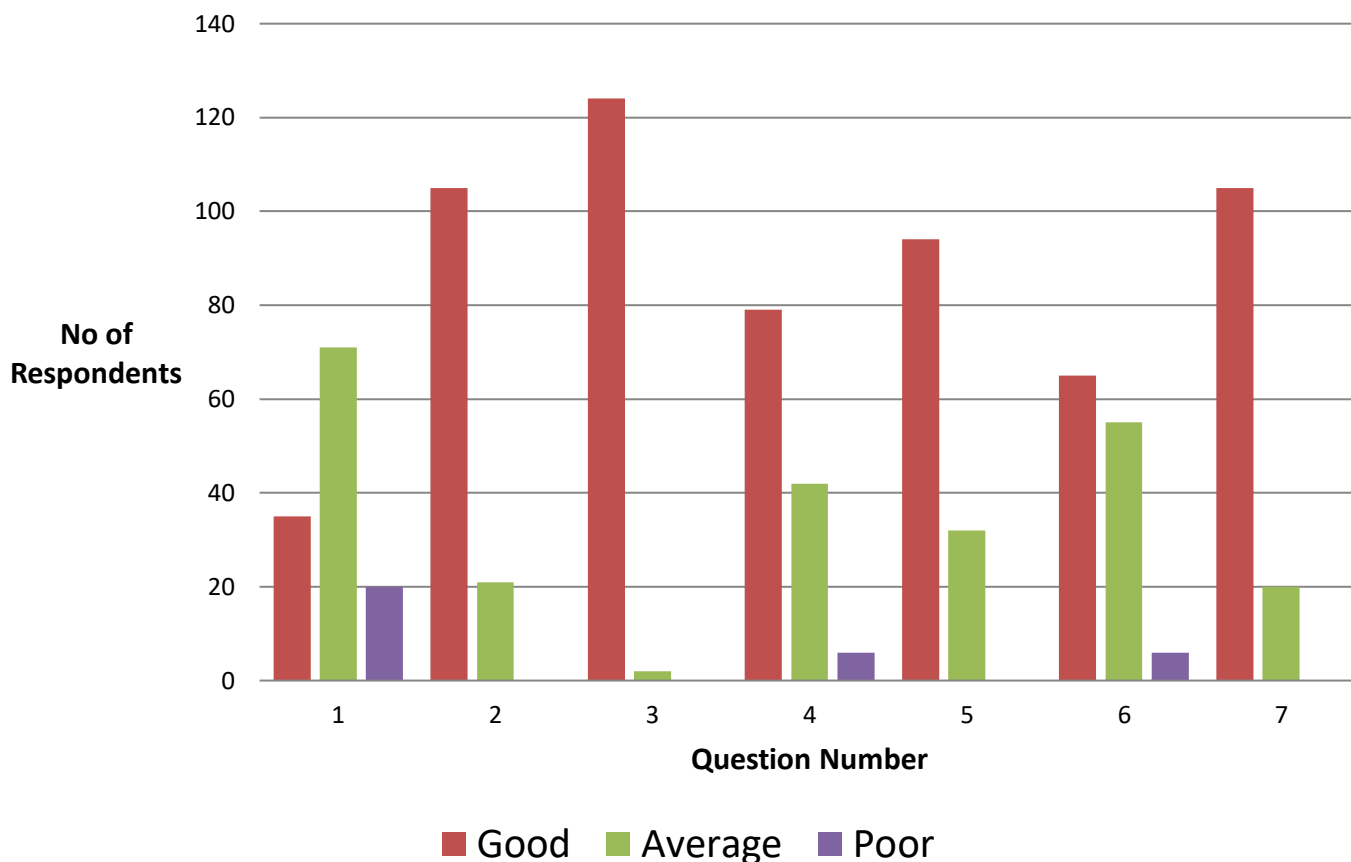
SUGGESTIONS OF THE STUDENTS :

- Training and placement activities to be improved
- Wi-fi not available in some areas of the college
- PG Entrance Coaching needed in the college
- Coaching to Civil Services, Group-1&2 , Defence and Police to be conducted in the college
- Quality of Canteen facilities to be improved
- Student Organisations to be allowed in the institution
- Number of computers availability to be increased

II.A. Alumni Feedback responses are given below for 2020-21

Q.No	Feedback Question	Good	Average	Poor
1	How do you rate the courses that you have learnt in the college in relation to your current job / occupation ?	35	71	20
2	Infrastructure and Lab facilities	105	21	0
3	Faculty	124	2	0
4	Library	79	42	6
5	Office Staff	94	32	0
6	Educational Resources:	65	55	6
7	Overall Rating of the College :	105	20	0

Graphical representation of Alumni Feedback 2020-21



II.C. Analysis of Alumni Feed back Responses

The online feedback forms are prepared by IQAC and with the help of Alumni Committee , the online forms are distributed to Alumni in Alumni meetings and feed back is collected and analyzed . The Alumni feed back is collected from 20 Alumnus as sample survey and the responses are analyzed. The report is presented to Principal and Staff Council for necessary action .

Feedback where satisfaction levels are more than 80%

- ✓ Overall Rating of the College :
- ✓ Faculty

- ✓ Infrastructure and Lab Facilities

Feedback where satisfaction levels are between 70-80%

- ✓ Office Staff

Feedback where satisfaction levels are less than 70%

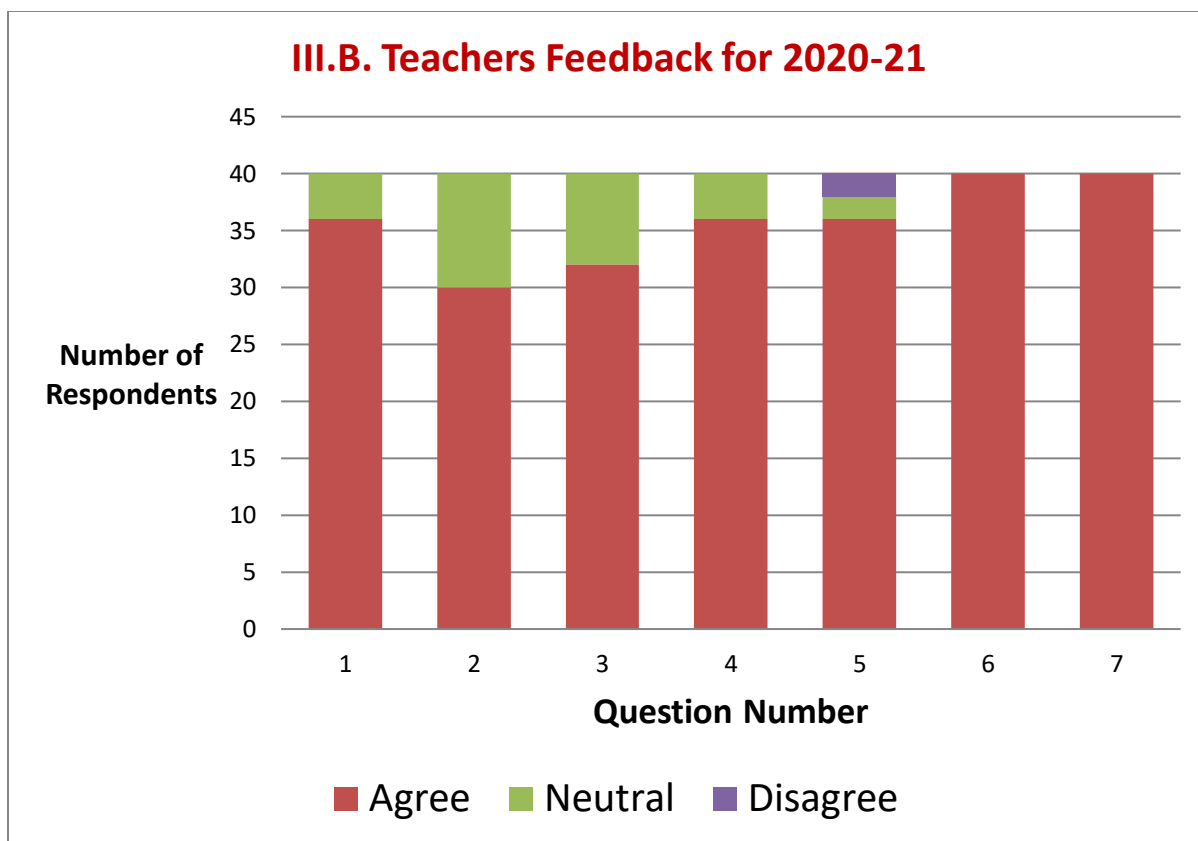
- ✓ How do you rate the courses that you have learnt in the college in relation to your current job / occupation ?
- ✓ Library
- ✓ Educational Resources:

SUGGESTIONS OF THE ALUMNI

- Introduction of market based courses/Field based courses
- Improvement in ICT usage by staff and students
- Computer training to Non computers Students
- New Library books and journals to be made available

III.A. Teachers Feedback responses are given below for 2020-21

17Q.No	Feedback Question	Agree	Neutral	Disagree
1	Current syllabus is need based	38	4	0
2	Curriculum having current content	38	4	0
3	Programmes outcomes of the syllabi is well defined	36	6	0
4	Curriculum having good academic flexibility	38	4	0
5	It is comfortable to adopt new pedagogical teaching techniques in the stipulated time period as planned for curriculum transaction.	38	2	2
6	The College facilitates ICT based teaching	42	0	0
7	Internal Assessment is beneficial and enhances learning levels of students	42	0	0



III.C. Analysis of Teachers Feed back Responses

The online feedback forms are prepared by IQAC and presented in college website to Staff and feedback is collected and analyzed . The Teachers feedback is collected from 42 Staff members as sample survey and the responses are analyzed. The report is presented to Principal for necessary action .

Except in three aspects of the feedback , teachers expressed satisfaction or consent to the present system to the extent of almost 90% -100% . The issues in which teachers had varied opinions are as follows:

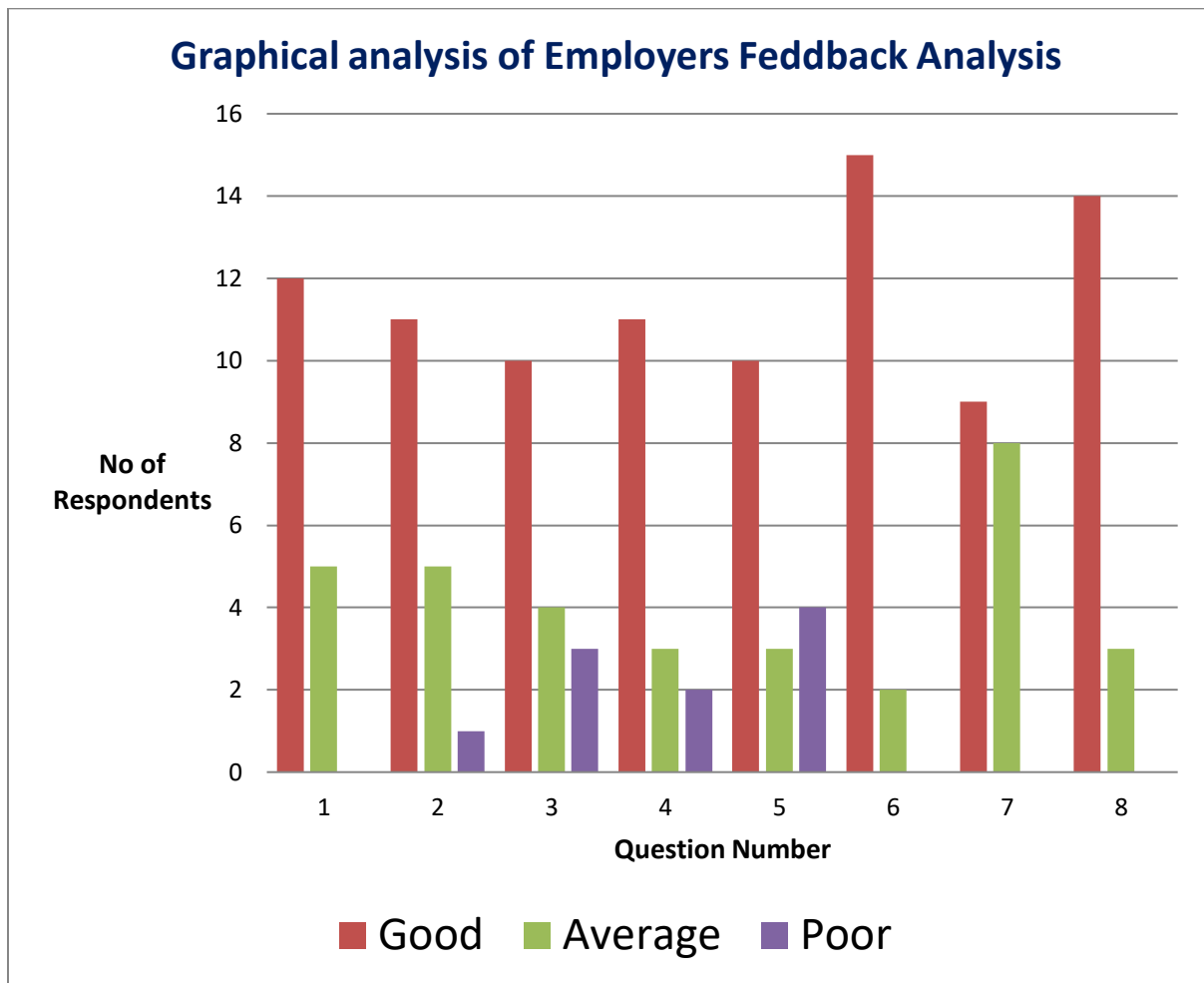
- ✓ It is comfortable to adopt new pedagogical teaching techniques in the stipulated time period as planned for curriculum transaction:
5% of teachers expressed difficulty to new changing CBCS syllabus and pedagogical methods.

TEACHERS SUGGESTION :

- MS Office Training to teaching and Non teaching Staff to acclimatise them in ICT skills

**IV.A. Employers Feedback responses are given below for
2020-21**

Q.N.	Feedback Question	Good	Average	Poor
1	Subject Knowledge	12	5	0
2	Personality Test/Interview	11	5	1
3	Confidence and Attitude Levels	10	4	3
4	Performance in Group Discussion	11	3	2
5	Communication Skills	10	3	4
6	Technical Skills (MS office etc)	15	2	0
7	Leadership skills and Motivational Levels	9	8	0
8	On overall , How do you rate the students of S.K.P. Government College	14	3	0



IV.C. Analysis of Employers Feed back Responses

Feedback where satisfaction levels are more than 90%

- ✓ Subject Knowledge
- ✓ Technical Skills

Feedback where satisfaction levels are 75-90%

- ✓ Performance in Group Discussion
- ✓ Personality Test/Interview

- ✓ Leadership skills and Motivational Levels
- ✓ On overall , How do you rate the students of S.K.P. Government College
- ✓ **Feedback where satisfaction levels are <75-90%**
- ✓ Communication skills
- ✓ Confidence Levels

EMPLOYERS SUGGESTIONS :

- English speaking ability is poor in students from rural background.
- Confidence levels are average need to hone English speaking ability and boost confidence by individual counselling.
- Separate Spoken English classes/Group Discussions may be conducted and motivational speakers may be invited to boost confidence levels and attitude.



S.K.P. Government College , Guntakal :: INTERNAL QUALITY ASSURANCE CELL

ACTION TAKEN REPORT ON FEEDBACK ANALYSIS 2020-21

Feedback on curriculum and related aspects has been collected on line at <http://skpgcguntakal.ac.in>.

Feedbacks have been designed separately for students, teachers, alumni, industrial experts.

Access to this tab is given 24/7 and analysis was made by IQAC with the assistance of IQAC members during April 2021 and analysis report submitted to Principal for initiating necessary action.

During the Academic year 2020-21, 150 students from 17 UG programmes and 3 PG programmes, 42 teachers, 10 Employers and 13 Alumni gave their feedback on curriculum and academic environment and other student related services on campus.

The Feedback is discussed in Staff council and resolved to the following steps for implementation in 2021-22.

1. **Job oriented certificates courses under guidance of the following Depts**
 - JKC (Placement Cell)
 - Mathematics,
 - English
 - Zoology,
 - Chemistry,
 - Commerce to continue.
2. **Job placement drives to be conducted in collaboration with APSDC**
3. **New Certificate Courses to be introduced** in house wiring, Motor winding, Electrical Appliances
4. **Special Coaching for 2 batches (each batch with 40 students) to be taken up for Competitive Examinations coaching from 2021-22**
5. **Improve Library by purchase of new books**
6. **Encourage Alumni to participate in Student support activities by Endowment/support Infrastructure.**



S.K.P.GOVERNMENT DEGREE COLLEGE

Guntakal, Ananthapuramu Dist, Andhra Pradesh

(Affiliated to Sri Krishnadevaraya University, Anantapur)

2021-22

STUDENTS FEED BACK :150 students

I.A.The feedback on the following parameters is collected from students for the academic year 2021-22 and analysed for necessary action.

1. Overall, educational experience in SKP Govt. College
2. Quality of the teaching faculty
3. Mentorship Program is Available in the college
4. Access to teaching faculty
5. Overall Infrastructure of the institution
6. Class and laboratory facilities
7. Library facility
8. Parking facility
9. Toilets & Washroom
10. Common Rooms
11. Training & Placement
12. Sport and recreational facilities
13. Clubs and student organizations
14. Campus safety
15. Extracurricular activities
16. Canteen facility
17. Availably of Computers in the Campus
18. Wi-Fi Facility

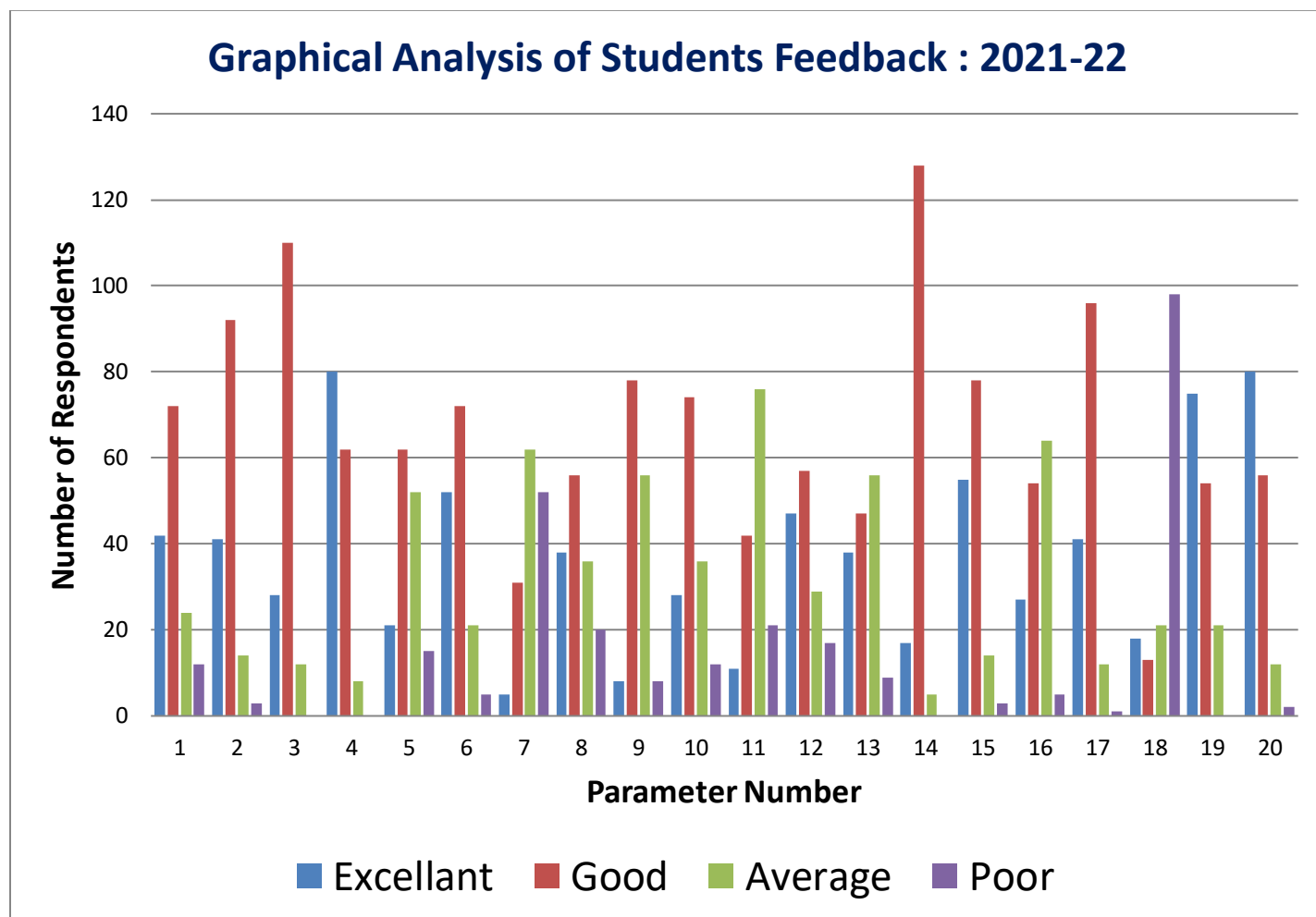
19. Drinking Water Facility

20. Usage of ICT Classrooms by teachers

I.B. Responses are recorded and analysed

<i>Parameter under study</i>	<i>Excellent</i>		<i>Good</i>		<i>Average</i>		<i>Poor</i>	
	<i>No of respondents</i>	<i>%</i>	<i>No of respondents</i>	<i>%</i>	<i>No of respondents</i>	<i>%</i>	<i>No of respondents</i>	<i>%</i>
Overall, educational experience in SKP Govt. College	42	28	72	48	24	16	12	8
Quality of the teaching faculty	41	27	92	61	14	9	3	2
Mentorship Program	28	19	110	73	12	8	0	0
Access to teaching faculty is good	80	53	62	41	8	5	0	0
Overall Infrastructure of the institution	21	14	62	41	52	35	15	10
Class and laboratory facilities	52	35	72	48	21	14	5	3
Library facility	5	3	31	21	62	41	52	35
Parking facility	38	25	56	37	36	24	20	13
Toilets & Washrooms	8	5	78	52	56	37	8	5
Common Rooms	28	19	74	49	36	24	12	8
Training & Placement	11	7	42	28	76	51	21	14
Sport and recreational facilities	47	31	57	38	29	19	17	11
Clubs and student organizations	38	25	47	31	56	37	9	6
Campus safety	17	11	128	85	5	3	0	0
Extracurricular activities	55	37	78	52	14	9	3	2
Canteen facility	27	18	54	36	64	43	5	3
Availably of Computers in the Campus	41	27	96	64	12	8	1	1
Wi-Fi Facility	18	12	13	9	21	14	98	65
Drinking Water Facility	75	50	54	36	21	14	0	0
Usage of ICT Classrooms by teachers	80	53	56	37	12	8	2	1

I.C. Graphical Analysis of Students Feedback



I.D. Analysis of Student Feedback responses

The online feedback forms are prepared by IQAC in collaboration with JKC. The Student feedback is collected from 150 students and the responses are analyzed. The report is presented to Principal and Staff Council for necessary action and improvements in next academic year.

Feedback where more than 90% students expressed satisfaction :

- ✓ Quality of the teaching faculty
- ✓ Mentorship Program
- ✓ Access to teaching faculty is good
- ✓ Common Rooms
- ✓ Toilets & Washrooms
- ✓ Campus safety
- ✓ Extracurricular activities
- ✓ Drinking Water Facility
- ✓ Usage of ICT Classrooms by teachers

Feedback where satisfaction levels are between 80-90%

- ✓ Sport and recreational facilities
- ✓ Overall Infrastructure of the institution
- ✓ Class and laboratory facilities
- ✓ Canteen facility
- ✓ Availability of Computers in the Campus

Feedback where satisfaction levels are less than 70-80% :

- ✓ Training & Placement
- ✓ Parking facility
- ✓ Library facility
- ✓ Wi-Fi Facility

SUGGESTIONS OF THE STUDENTS :

- Training and placement activities to be improved
- Wi-fi not available in many areas of the college
- PG Entrance Coaching needed in the college
- Coaching to Civil Services, Group-1&2 , Defence and Police to be conducted in the college
- Quality of Canteen facilities to be improved
- Student Organisations to be allowed in the institution
- Number of computers availability to be increased
- Should not charge amount for parking
- ICT facilities and more journals to be available in Library

II.A. The feedback on the following parameters is collected from Alumni for the academic year 2021-22 and analysed for necessary action.

1. How do you rate the courses that you have learnt in the college in relation to your current job / occupation ?

Excellent	Very Good	Good	Average	Poor
-----------	-----------	------	---------	------

2. Infrastructure and Lab facilities :

Excellent	Very Good	Good	Average	Poor
-----------	-----------	------	---------	------

3. Faculty:

Excellent	Very Good	Good	Average	Poor
-----------	-----------	------	---------	------

4. Library:

Excellent	Very Good	Good	Average	Poor
-----------	-----------	------	---------	------

5. Office Staff:

Excellent	Very Good	Good	Average	Poor
-----------	-----------	------	---------	------

6. Educational Resources:

Excellent	Very Good	Good	Average	Poor
-----------	-----------	------	---------	------

7. Overall Rating of the College :

Excellent	Very Good	Good	Average	Poor
-----------	-----------	------	---------	------

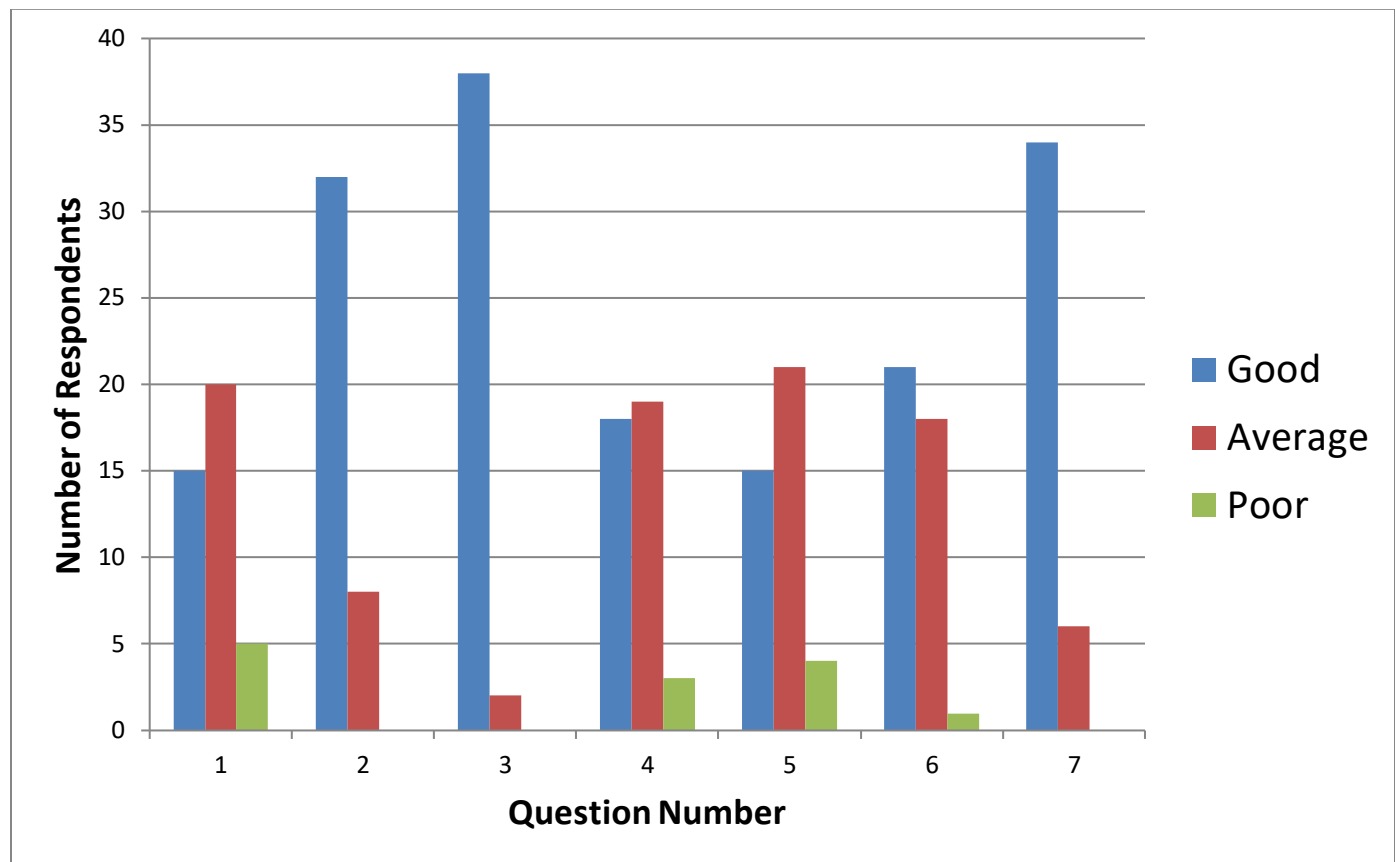
8. Do you have any grievances with the college

9. Any other suggestions / comments

II.B. Responses are recorded and analysed

Q.No	Feedback Question	Good	Average	Poor
1	How do you rate the courses that you have learnt in the college in relation to your current job / occupation ?	15	20	5
2	Infrastructure and Lab facilities	32	8	0
3	Faculty	38	2	0
4	Library	18	19	3
5	Office Staff	15	21	4
6	Educational Resources:	21	18	1
7	Overall Rating of the College :	34	6	0

II.C. Graphical Analysis of Alumni Feedback



II.D. Analysis of Alumni Feed back

The online feedback forms are prepared by IQAC and with the help of Alumni Committee , the online forms are distributed to Alumni in Alumni meetings and feed back is collected and analyzed . The Alumni feed back is collected from 20 Alumnus as sample survey and the responses are analyzed. The report is presented to Principal and Staff Council for necessary action .

Feedback where satisfaction levels are more than 90%

- ✓ Overall Rating of the College :
- ✓ Faculty
- ✓ Infrastructure and Lab Facilities

Feedback where satisfaction levels are between 70-80%

- ✓ Office Staff
- ✓ Educational Resources:

Feedback where satisfaction levels are less than 70%

- ✓ How do you rate the courses that you have learnt in the college in relation to your current job / occupation ?
- ✓ Library

SUGGESTIONS OF THE ALUMNI

- Introduction of market based courses/Field based courses
- Improvement in ICT usage by staff and students
- Computer training to Non computers Students
- New Library books and journals to be made available

III.A. The feedback on the following parameters is collected from Teachers for the academic year 2021-22 and analysed for necessary action.

1. Current syllabus is need based

Agree

Neutral

Disagree

2. Curriculum having current content

Agree

Neutral

Disagree

3. Programmes outcomes of the syllabi is well defined

Agree

Neutral

Disagree

4. Curriculum having good academic flexibility

Agree

Neutral

Disagree

5. It is comfortable to adopt new pedagogical teaching techniques in the stipulated time period as planned for curriculum transaction.

Agree

Neutral

Disagree

6. The College facilitates ICT based teaching

Agree

Neutral

Disagree

7. Internal Assessment is beneficial and enhances learning levels of students

Agree

Neutral

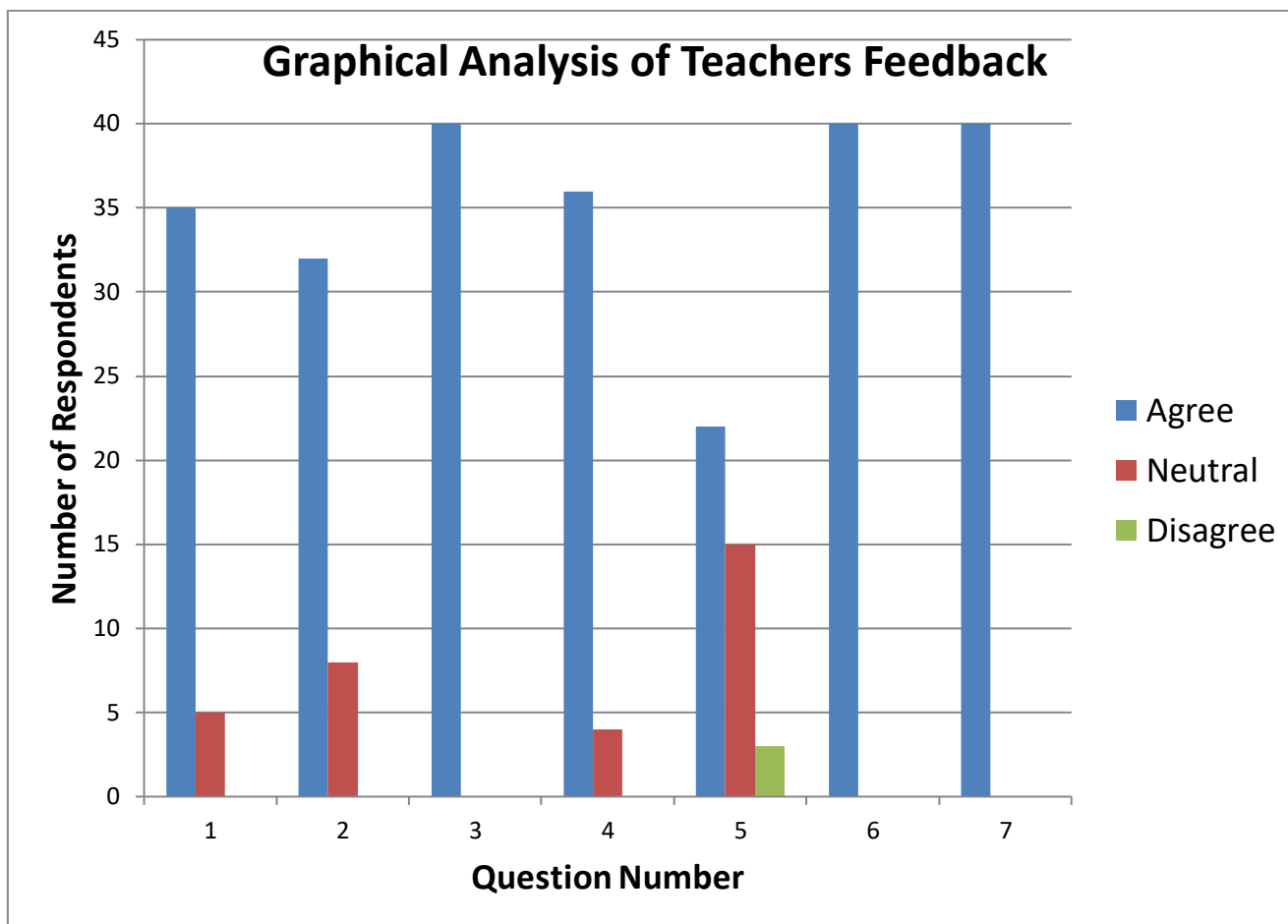
Disagree

Any suggestions (inclusions or replacements in the content of course/(s) to enhance Student's competencies. Suggestions ought to be course specific)

III.B. Responses are recorded and analysed

S.N	Feedback Question	Agree	Neutral	Disagree
1	Current syllabus is need based	35	5	0
2	Curriculum having current content	32	8	0
3	Programmes outcomes of the syllabi is well defined	40	0	0
4	Curriculum having good academic flexibility	36	4	0
5	It is comfortable to adopt new pedagogical teaching techniques in the stipulated time period as planned for curriculum transaction.	22	15	3
6	The College facilitates ICT based teaching	40	0	0
7	Internal Assessment is beneficial and enhances learning levels of students	40	0	0

III.C. Graphical Analysis of Teachers Feedback



III.D. Analysis of Teachers Feed back

The online feedback forms are prepared by IQAC and presented in college website to Staff and feedback is collected and analyzed . The Teachers feedback is collected from 42 Staff members as sample survey and the responses are analyzed. The report is presented to Principal for necessary action .

Except in three aspects of the feedback , teachers expressed satisfaction or consent to the present system to the extent of almost 90% -100% . The issues in which teachers had varied opinions are as follows:

- ✓ It is comfortable to adopt new pedagogical teaching techniques in the stipulated time period as planned for curriculum transaction:
5% of teachers expressed difficulty to new changing CBCS syllabus and pedagogical methods.

TEACHERS SUGGESTION :

- MS Office Training to teaching and Non teaching Staff to acclimatise them in ICT skills

IV.A. The feedback on the following parameters is collected from Employers for the academic year 2021-22 and analysed for necessary action.

1. Subject Knowledge

Excellent	Very Good	Good	Average	Poor
-----------	-----------	------	---------	------

2. Personality Test/Interview :

Excellent	Very Good	Good	Average	Poor
-----------	-----------	------	---------	------

3. Aptitude of the Student:

Excellent	Very Good	Good	Average	Poor
-----------	-----------	------	---------	------

4. Performance in Group Discussion:

Excellent	Very Good	Good	Average	Poor
-----------	-----------	------	---------	------

5. Communication Skills:

Excellent	Very Good	Good	Average	Poor
-----------	-----------	------	---------	------

6. Technical Skills (MS office etc):

Excellent	Very Good	Good	Average	Poor
-----------	-----------	------	---------	------

7. Leadership skills and Motivational Levels:

Excellent	Very Good	Good	Average	Poor
-----------	-----------	------	---------	------

8. Confidence Levels:

Excellent	Very Good	Good	Average	Poor
-----------	-----------	------	---------	------

9. Attitude of the Student:

Excellent	Very Good	Good	Average	Poor
-----------	-----------	------	---------	------

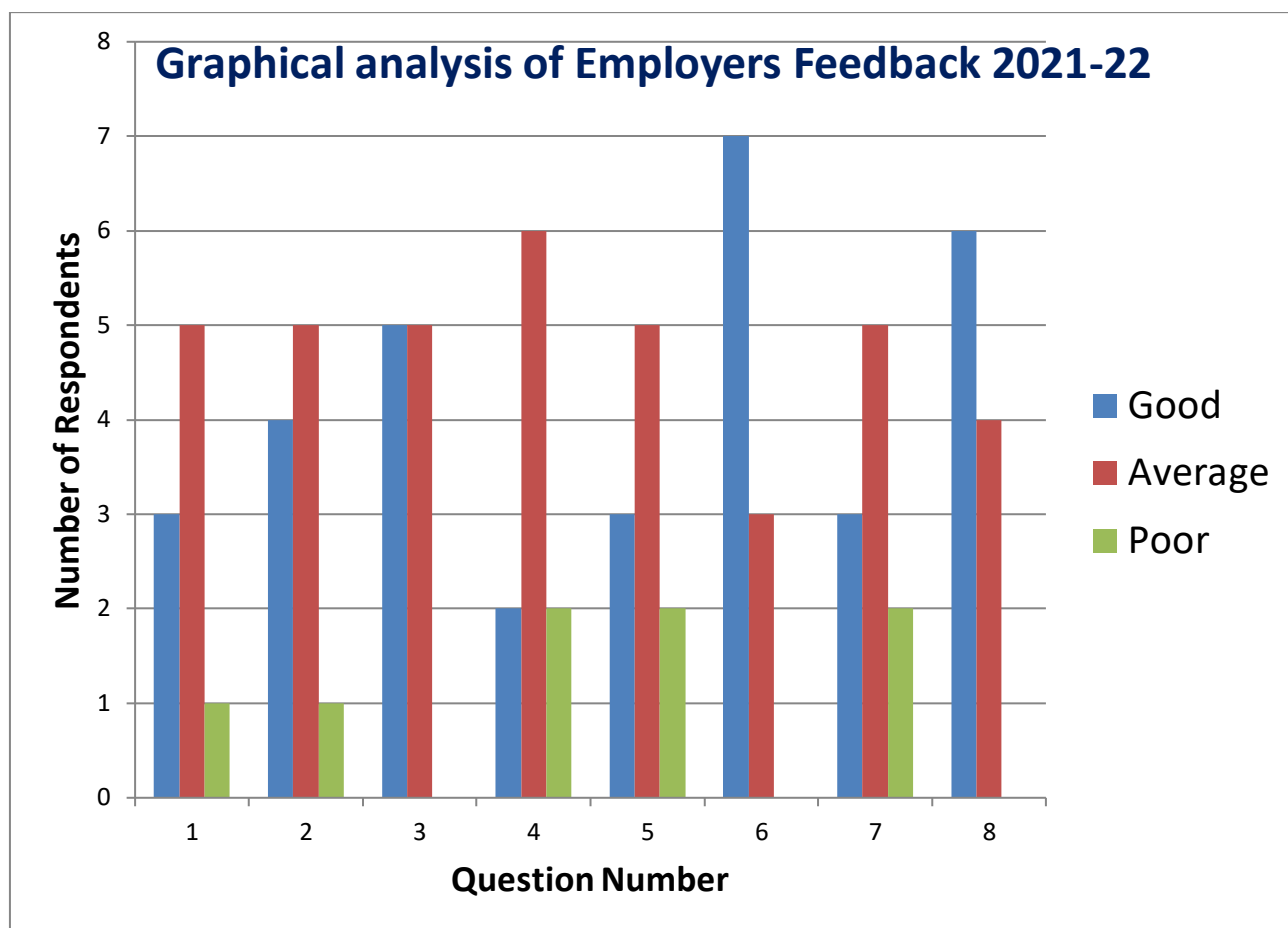
10 On overall , How do you rate the students of S.K.P. Government College:

Excellent	Very Good	Good
-----------	-----------	------

IV.B. Responses are recorded and analyzed

Q.N.	Feedback Question	Good	Average	Poor
1	Subject Knowledge	3	5	1
2	Personality Test/Interview	4	5	1
3	Confidence and Attitude Levels	5	5	0
4	Performance in Group Discussion	2	6	2
5	Communication Skills	3	5	2
6	Technical Skills (MS office etc)	7	3	0
7	Leadership skills and Motivational Levels	3	5	2
8	On overall , How do you rate the students of S.K.P. Government College	6	4	0

IV.C. Graphical Analysis of Employers Feedback



IV.D. Analysis of Employers Feed back Responses

Feedback where satisfaction levels are more than 90%

- ✓ Subject Knowledge
- ✓ Technical Skills
- ✓ On overall , How do you rate the students of S.K.P. Government College

Feedback where satisfaction levels are 75-90%

- ✓ Performance in Group Discussion
- ✓ Personality Test/Interview
- ✓ Leadership skills and Motivational Levels

✓ Feedback where satisfaction levels are <75-90%

- ✓ Communication skills
- ✓ Confidence Levels

EMPLOYERS SUGGESTIONS :

- English speaking ability is poor in students from rural background.
- Confidence levels are average need to hone English speaking ability and boost confidence by individual counselling.
- Separate Spoken English classes/Group Discussions may be conducted



S.K.P. Government College , Guntakal :: INTERNAL QUALITY ASSURANCE CELL

ACTION TAKEN REPORT ON FEEDBACK ANALYSIS 2021-22

Feedbacks have been designed separately for students, teachers, alumni, industrial experts.

Access to this tab is given 24/7 and analysis was made by IQAC with the assistance of IQAC members during April 2021 and analysis report submitted to Principal for initiating necessary action.

During the Academic year 2020-21, 150 students from 17 UG programmes and 3 PG programmes, 42 teachers, 10 Employers and 13 Alumni gave their feedback on curriculum and academic environment and other student related services on campus.

The Feedback is discussed in Staff council and resolved to the following steps for implementation in 2021-22.

New Steps Taken for 2022-23 academic Year :

1. **Apprentice for All Final year Students is arranged in collaboration with Industrial and commercial Firms**
2. **Students Organisations are allowed into the colleges.**
3. **New computers of 30 are purchased by College and another 30 are donated by Sri D.Chattanathan , renowned Alumnus are made available to Students.**
4. **No Parking Charges are collected from Students.**

Continuation and Improvement in Steps taken in Previous Year :

5. **New Journal are purchased in Library for Competitive Exams**
6. **Job oriented certificates courses under guidance of the following Depts to continue**
 - JKC (Placement Cell)
 - Mathematics,
 - English
 - Zoology,
 - Chemistry,

- Commerce
- 7. **Job placement drives to be conducted in collaboration with APSSDC**
- 8. **New Certificate Courses to be introduced in house wiring, Motor winding, Electrical Appliances**
- 9. **Encourage Alumni to participate in Student support activities by Endowment/support Infrastructure.**